

STATEMENT OF APPROPRIATIONS, ALLOTMENTS, OBLIGATIONS, DISBURSEMENTS AND BALANCES
As of the Quarter Ending March 31, 2017

Department : DEPARTMENT OF AGRICULTURE
Agency : AGRICULTURAL CREDIT POLICY COUNCIL
Organization Code (UACS): 05 002 00
Funding Source Code (as clustered): 01 101 101

Current Year Appropriations
Supplemental Appropriations
Continuing Appropriations

Particulars	UACS CODE	Appropriations			Allotments					Current Year Obligations					Current Year Disbursements					Balances			
		Authorized Appropriation	Adjustments (Transfer Top/From, Realignment)	Adjusted Appropriations	Allotments Received	Adjustments (Withdrawal, Realignment)	Transfer To	Transfer From	Adjusted Total Allotments	1st Quarter Ending March 31	2nd Quarter Ending June 30	3rd Quarter Ending Sept. 30	4th Quarter Ending Dec. 31	Total	1st Quarter Ending March 31	2nd Quarter Ending June 30	3rd Quarter Ending Sept. 30	4th Quarter Ending Dec. 31	Total	Unreleased Appropriations	Unobligated Allotment	Due and Demandable	Not Yet Due and Demandable
1	2	3	4	5=(3+4)	6	7	8	9	10=[(6+(-7))-8+9]	11	12	13	14	15=(11+12+13+14)	16	17	18	19	20=(16+17+18+19)	21=(5-10)	22=(10-15)	23	24
I. Agency Specific Budget	1 01 101																						
General Administration and Support	1 00 000000	13,749,000.00	-	13,749,000.00	13,749,000.00	-	-	-	13,749,000.00	2,179,071.55	-	-	-	2,179,071.55	2,059,720.73	-	-	-	2,059,720.73	-	11,512,441.45	61,863.82	57,487.00
General Administration and Supervision	1 00 010000	13,749,000.00	-	13,749,000.00	13,749,000.00	-	-	-	13,749,000.00	2,179,071.55	-	-	-	2,179,071.55	2,059,720.73	-	-	-	2,059,720.73	-	11,512,441.45	61,863.82	57,487.00
PS		4,156,000.00	-	4,156,000.00	4,156,000.00	-	-	-	4,156,000.00	1,184,872.13	-	-	-	1,184,872.13	1,138,341.16	-	-	-	1,138,341.16	0	2,971,127.87	46,530.97	-
MOOE		5,203,000.00	-	5,203,000.00	5,203,000.00	-	-	-	5,203,000.00	949,199.42	-	-	-	949,199.42	876,379.57	-	-	-	876,379.57	0	4,196,313.58	15,332.85	57,487.00
FE		10,000.00	-	10,000.00	10,000.00	-	-	-	10,000.00	-	-	-	-	-	-	-	-	-	-	0	10,000.00	-	-
CO		4,380,000.00	-	4,380,000.00	4,380,000.00	-	-	-	4,380,000.00	45,000.00	-	-	-	45,000.00	45,000.00	-	-	-	45,000.00	0	4,335,000.00	-	-
Operations	3 00 000000	797,454,000.00	-	797,454,000.00	797,454,000.00	-	-	-	797,454,000.00	8,411,161.84	-	-	-	8,411,161.84	8,052,190.75	-	-	-	8,052,190.75	-	39,042,638.16	346,392.34	12,578.75
MFO I - Credit Support Services	3 01 000000	797,454,000.00	-	797,454,000.00	797,454,000.00	-	-	-	797,454,000.00	8,411,161.84	-	-	-	8,411,161.84	8,052,190.75	-	-	-	8,052,190.75	-	39,042,638.16	346,392.34	12,578.75
PS		28,117,000.00	-	28,117,000.00	28,117,000.00	-	-	-	28,117,000.00	8,833,828.52	-	-	-	8,833,828.52	6,494,720.39	-	-	-	6,494,720.39	-	21,263,173.46	338,106.13	-
MOOE		19,337,000.00	-	19,337,000.00	19,337,000.00	-	-	-	19,337,000.00	1,577,335.32	-	-	-	1,577,335.32	1,657,470.38	-	-	-	1,657,470.38	-	17,759,684.68	7,286.21	12,578.75
CO		750,000,000.00	-	750,000,000.00	750,000,000.00	-	-	-	750,000,000.00	0	-	-	-	0	-	-	-	-	-	-	750,000,000.00	-	-
Agro-Industry Modernization Credit & Financing Program (AMCFP) Administration	3 01 010000	21,387,000.00	-	21,387,000.00	21,387,000.00	-	-	-	21,387,000.00	2,725,512.34	-	-	-	2,725,512.34	2,601,213.83	-	-	-	2,601,213.83	-	18,861,467.68	124,296.71	-
PS		10,714,000.00	-	10,714,000.00	10,714,000.00	-	-	-	10,714,000.00	2,311,593.44	-	-	-	2,311,593.44	2,187,294.73	-	-	-	2,187,294.73	-	8,402,406.55	124,296.71	-
MOOE		10,673,000.00	-	10,673,000.00	10,673,000.00	-	-	-	10,673,000.00	413,918.90	-	-	-	413,918.90	413,918.90	-	-	-	413,918.90	-	10,259,081.10	-	-
CO		-	-	-	-	-	-	-	-	-	-	-	-	-	-	-	-	-	-	-	-	-	-
Formulation and Monitoring of Credit Policies, Plans and Programs	3 01 020000	776,067,000.00	-	776,067,000.00	776,067,000.00	-	-	-	776,067,000.00	5,685,649.50	-	-	-	5,685,649.50	5,450,977.12	-	-	-	5,450,977.12	-	20,381,350.50	222,093.63	12,578.75
PS		17,403,000.00	-	17,403,000.00	17,403,000.00	-	-	-	17,403,000.00	4,522,233.08	-	-	-	4,522,233.08	4,307,425.88	-	-	-	4,307,425.88	-	12,880,786.92	214,807.42	-
MOOE		8,684,000.00	-	8,684,000.00	8,684,000.00	-	-	-	8,684,000.00	1,163,416.42	-	-	-	1,163,416.42	1,143,551.46	-	-	-	1,143,551.46	-	7,500,983.58	7,286.21	12,578.75
CO		750,000,000.00	-	750,000,000.00	750,000,000.00	-	-	-	750,000,000.00	-	-	-	-	-	-	-	-	-	-	-	750,000,000.00	-	-
Sub-Total, Agency Specific Budget		811,203,000.00	-	811,203,000.00	811,203,000.00	0.00	-	-	811,203,000.00	10,645,233.39	-	-	-	10,645,233.39	10,111,911.48	-	-	-	10,111,911.48	-	800,812,766.61	408,256.16	70,065.75
PS		32,273,000.00	-	32,273,000.00	32,273,000.00	-	-	-	32,273,000.00	8,018,698.65	-	-	-	8,018,698.65	7,633,061.55	-	-	-	7,633,061.55	0	24,254,301.35	383,637.10	-
MOOE		24,540,000.00	-	24,540,000.00	24,540,000.00	-	-	-	24,540,000.00	2,526,534.74	-	-	-	2,526,534.74	2,433,849.93	-	-	-	2,433,849.93	-	22,013,485.28	22,619.06	70,065.75
FE		10,000.00	-	10,000.00	10,000.00	-	-	-	10,000.00	-	-	-	-	-	-	-	-	-	-	-	10,000.00	-	-
CO		754,380,000.00	-	754,380,000.00	754,380,000.00	-	-	-	754,380,000.00	45,000.00	-	-	-	45,000.00	45,000.00	-	-	-	45,000.00	-	754,335,000.00	-	-
II. Automatic Appropriations		2,835,000.00	-	2,835,000.00	2,835,000.00	-	-	-	2,835,000.00	670,112.64	-	-	-	670,112.64	670,112.64	-	-	-	670,112.64	-	2,164,887.36	-	-
Retirement and Life Insurance Premium	5 01 03 01 0																						
RLIP	5 01 03 01 0	2,835,000.00	-	2,835,000.00	2,835,000.00	-	-	-	2,835,000.00	670,112.64	-	-	-	670,112.64	670,112.64	-	-	-	670,112.64	-	2,164,887.36	-	-
Additional RLIP	5 01 03 01 0																						
Sub-Total, Automatic Appropriations		2,835,000.00	-	2,835,000.00	2,835,000.00	-	-	-	2,835,000.00	670,112.64	-	-	-	670,112.64	670,112.64	-	-	-	670,112.64	-	2,164,887.36	-	-
PS		2,835,000.00	-	2,835,000.00	2,835,000.00	-	-	-	2,835,000.00	670,112.64	-	-	-	670,112.64	670,112.64	-	-	-	670,112.64	-	2,164,887.36	-	-
III. Special Purpose Fund (Please specify)		-	-	-	-	-	-	-	-	-	-	-	-	-	-	-	-	-	-	-	-	-	-
PS - MPBF - Compensation Adjustment	5 02 01 01 0																						
PS - Pension and Gratuity Fund																							
PS - 2015 Performance-Based Bonus																							
Sub-Total, Special Purpose Fund		-	-	-	-	-	-	-	-	-	-	-	-	-	-	-	-	-	-	-	-	-	-
PS		-	-	-	-	-	-	-	-	-	-	-	-	-	-	-	-	-	-	-	-	-	-
TOTAL		814,038,000.00	-	814,038,000.00	814,038,000.00	0.00	-	-	814,038,000.00	11,260,346.03	-	-	-	11,260,346.03	10,782,024.12	-	-	-	10,782,024.12	-	802,777,653.97	408,256.16	70,065.75
PS		35,108,000.00	-	35,108,000.00	35,108,000.00	-	-	-	35,108,000.00	8,688,811.29	-	-	-	8,688,811.29	8,303,174.19	-	-	-	8,303,174.19	-	26,418,188.71	383,637.10	-
MOOE		24,540,000.00	-	24,540,000.00	24,540,000.00	-	-	-	24,540,000.00	2,526,534.74	-	-	-	2,526,534.74	2,433,849.93	-	-	-	2,433,849.93	-	22,013,485.28	22,619.06	70,065.75
FE		10,000.00	-	10,000.00	10,000.00	-	-	-	10,000.00	-	-	-	-	-	-	-	-	-	-	-	10,000.00	-	-
CO		754,380,000.00	-	754,380,000.00	754,380,000.00	-	-	-	754,380,000.00	45,000.00	-	-	-	45,000.00	45,000.00	-	-	-	45,000.00	-	754,335,000.00	-	-

Certified Correct:
JONATHAN F. GIRAY
Financial Analyst V
Date: April 10, 2017

Recommending Approval:
NORMAN WILLIAM KRAFT
Director II
Date: April 10, 2017

Approved By:
JOCELYN ALMA R. BADIOLA
Executive Director
Date: April 10, 2017

STATEMENT OF APPROPRIATIONS, ALLOTMENTS, OBLIGATIONS, DISBURSEMENTS AND BALANCES
As of the Quarter Ending March 31, 2017

Department : DEPARTMENT OF AGRICULTURE
 Agency : AGRICULTURAL CREDIT POLICY COUNCIL
 Organization Code (UACS): 05 002 00
 Funding Source Code (as clustered) : 10 11 01


Current Year Appropriations
Supplemental Appropriations
Continuing Appropriations

Particulars	UACS CODE	Appropriations			Allotments			Current Year Obligations							Current Year Disbursements				Balances				
		Authorized Appropriation	Adjustments (Transfer To/From, Reassignment)	Adjusted Appropriations	Allotments Received	Adjustments (Withdrawal, Reassignment)	Transfer To	Transfer From	Adjusted Total Allotments	1st Quarter Ending March 31	2nd Quarter Ending June 30	3rd Quarter Ending Sept. 30	4th Quarter Ending Dec. 31	Total	1st Quarter Ending March 31	2nd Quarter Ending June 30	3rd Quarter Ending Sept. 30	4th Quarter Ending Dec. 31	Total	Unreleased Appropriations	Unobligated Allotment	Due and Demandable	Not Yet Due and Demandable
1	2	3	4	5=(3+4)	6	7	8	9	10=[(6+7)-8+9]	11	12	13	14	15=(11+12+13+14)	16	17	18	19	20=(16+17+18+19)	21=(5-10)	22=(10-15)	23	24
Recapitulation by MFO:																							
OF WHICH:																							
Major Programs/Projects																							
Key Result Area(s)		799,929,000.00	-	799,929,000.00	799,929,000.00	-	-	-	799,929,000.00	8,984,087.08	-	-	-	8,984,087.08	8,625,115.99	-	-	-	8,625,115.99	-	790,944,912.92	346,392.34	12,578.75
KRA No. 2 - POVERTY REDUCTION AND EMPOWERMENT OF THE POOR AND THE VULNERABLE		799,929,000.00	-	799,929,000.00	799,929,000.00	-	-	-	799,929,000.00	8,984,087.08	-	-	-	8,984,087.08	8,625,115.99	-	-	-	8,625,115.99	-	790,944,912.92	346,392.34	12,578.75
Operations		799,929,000.00	-	799,929,000.00	799,929,000.00	-	-	-	799,929,000.00	8,984,087.08	-	-	-	8,984,087.08	8,625,115.99	-	-	-	8,625,115.99	-	790,944,912.92	346,392.34	12,578.75
MFO 1 - CREDIT SUPPORT SERVICES		799,929,000.00	-	799,929,000.00	799,929,000.00	-	-	-	799,929,000.00	8,984,087.08	-	-	-	8,984,087.08	8,625,115.99	-	-	-	8,625,115.99	-	790,944,912.92	346,392.34	12,578.75
Agro-Industry Modernization Credit and Financing Program (AMCFP) Administration	3 01 010000	22,318,000.00		22,318,000.00	22,318,000.00				22,318,000.00	2,923,259.98	-	-	-	2,923,259.98	2,798,961.27	-	-	-	2,798,961.27	-	19,394,740.02	124,298.71	
Formulation and Monitoring of Credit Policies, Plans and Programs	3 01 020000	777,611,000.00		777,611,000.00	777,611,000.00				777,611,000.00	6,060,827.10	-	-	-	6,060,827.10	5,826,154.72	-	-	-	5,826,154.72	-	771,550,172.90	222,093.63	12578.75

Certified Correct:


 JONATHAN S. GIRAY
 Financial Analyst V
 Date: April 10, 2017

Recommending Approval:


 NORMAN WILLIAM S. KRAFT
 Director
 Date: April 10, 2017

Approved By:


 JOCELYN ALMA R. BADIOLA
 Executive Director
 Date: April 10, 2017

STATEMENT OF APPROPRIATIONS, ALLOTMENTS, OBLIGATIONS, DISBURSEMENTS AND BALANCES
As of the Quarter Ending March 31, 2017

Department : DEPARTMENT OF AGRICULTURE
Agency : AGRICULTURAL CREDIT POLICY COUNCIL
Organization Code (UACS): 05 002 00
Funding Source Code (as clustered) : 10 11 01

Current Year Appropriations
Supplemental Appropriations
Continuing Appropriations

Particulars	UACS CODE	Appropriations			Allotments					Current Year Obligations					Current Year Disbursements					Balances			
		Authorized Appropriation	Adjustments (Transfer To/From, Reassignment)	Adjusted Appropriations	Allotments Received	Adjustments (Withdrawal, Realignment)	Transfer To	Transfer From	Adjusted Total Allotments	1st Quarter Ending March 31	2nd Quarter Ending June 30	3rd Quarter Ending Sept. 30	4th Quarter Ending Dec. 31	Total	1st Quarter Ending March 31	2nd Quarter Ending June 30	3rd Quarter Ending Sept. 30	4th Quarter Ending Dec. 31	Total	Unreleased Appropriations	Unobligated Allotment	Unpaid Obligations Due and Demandable	Not Yet Due and Demandable
1	2	3	4	5=(3+4)	6	7	8	9	10=[(6+(-7)-8+9)]	11	12	13	14	15=(11+12+13+14)	16	17	18	19	20=(16+17+18+19)	21=(5-10)	22=(10-15)	23	24
I. Agency Specific Budget	1 01 101	-	-	-	752,966.91	-	-	-	670,521.67	333,440.40	-	-	-	333,440.40	333,440.40	-	-	-	333,440.40	-	419,526.51	-	-
General Administration and Support	1 00 00000	-	-	-	732,966.91	-	-	-	670,521.67	333,440.40	-	-	-	333,440.40	333,440.40	-	-	-	333,440.40	-	419,526.51	-	-
General Administration and Supervision	1 00 010000	-	-	-	670,521.67	-	-	-	670,521.67	333,440.40	-	-	-	333,440.40	333,440.40	-	-	-	333,440.40	-	337,081.27	-	-
MOOE		-	-	-	4,320.00	-	-	-	4,320.00	-	-	-	-	-	-	-	-	-	4,320.00	-	4,320.00	-	-
FE		-	-	-	78,125.24	-	-	-	78,125.24	-	-	-	-	-	-	-	-	-	78,125.24	-	78,125.24	-	-
CO		-	-	-	4,070,617.13	-	-	-	4,070,617.13	696,366.54	-	-	-	696,366.54	685,796.17	-	-	-	685,796.17	-	3,374,250.59	10,570.37	-
Operations	1 00 000000	-	-	-	4,070,617.13	-	-	-	4,070,617.13	696,366.54	-	-	-	696,366.54	685,796.17	-	-	-	685,796.17	-	3,374,250.59	10,570.37	-
MFO I - Credit Support Services	3 01 000000	-	-	-	4,070,617.13	-	-	-	4,070,617.13	696,366.54	-	-	-	696,366.54	685,796.17	-	-	-	685,796.17	-	3,374,250.59	10,570.37	-
MOOE		-	-	-	4,070,617.13	-	-	-	4,070,617.13	696,366.54	-	-	-	696,366.54	685,796.17	-	-	-	685,796.17	-	3,374,250.59	10,570.37	-
FE		-	-	-	-	-	-	-	-	-	-	-	-	-	-	-	-	-	-	-	-	-	-
CO		-	-	-	-	-	-	-	-	-	-	-	-	-	-	-	-	-	-	-	-	-	-
Agro-Industry Modernization Credit & Financing Program (AMCFP) Administration	3 01 010000	-	-	-	222,947.65	-	-	-	222,947.65	32,000.62	-	-	-	32,000.62	32,000.62	-	-	-	32,000.62	-	190,947.03	-	-
MOOE		-	-	-	222,947.65	-	-	-	222,947.65	32,000.62	-	-	-	32,000.62	32,000.62	-	-	-	32,000.62	-	190,947.03	-	-
CO		-	-	-	-	-	-	-	-	-	-	-	-	-	-	-	-	-	-	-	-	-	-
Formulation and Monitoring of Credit Policies, Plans and Programs	3 01 020000	-	-	-	3,847,669.48	-	-	-	3,847,669.48	664,365.92	-	-	-	664,365.92	653,795.55	-	-	-	653,795.55	-	3,183,303.56	10,570.37	-
PS		-	-	-	3,847,669.48	-	-	-	3,847,669.48	664,365.92	-	-	-	664,365.92	653,795.55	-	-	-	653,795.55	-	3,183,303.56	10,570.37	-
MOOE		-	-	-	-	-	-	-	-	-	-	-	-	-	-	-	-	-	-	-	-	-	-
CO		-	-	-	-	-	-	-	-	-	-	-	-	-	-	-	-	-	-	-	-	-	-
Sub-Total, Agency Specific Budget		-	-	-	4,823,584.04	-	-	-	4,823,584.04	1,029,806.94	-	-	-	1,029,806.94	76,270.82	-	-	-	76,270.82	-	3,793,777.10	10,570.37	-
PS		-	-	-	-	-	-	-	-	-	-	-	-	-	-	-	-	-	-	-	-	-	-
MOOE		-	-	-	4,741,136.80	-	-	-	4,741,136.80	1,029,806.94	-	-	-	1,029,806.94	76,270.82	-	-	-	76,270.82	-	3,711,331.86	10,570.37	-
FE		-	-	-	4,320.00	-	-	-	4,320.00	-	-	-	-	-	-	-	-	-	4,320.00	-	4,320.00	-	-
CO		-	-	-	78,125.24	-	-	-	78,125.24	-	-	-	-	-	-	-	-	-	78,125.24	-	78,125.24	-	-
GRAND TOTAL		-	-	-	4,823,584.04	-	-	-	4,823,584.04	1,029,806.94	-	-	-	1,029,806.94	76,270.82	-	-	-	76,270.82	-	3,793,777.10	10,570.37	-
PS		-	-	-	-	-	-	-	-	-	-	-	-	-	-	-	-	-	-	-	-	-	-
MOOE		-	-	-	4,741,136.80	-	-	-	4,741,136.80	1,029,806.94	-	-	-	1,029,806.94	76,270.82	-	-	-	76,270.82	-	3,711,331.86	10,570.37	-
FE		-	-	-	4,320.00	-	-	-	4,320.00	-	-	-	-	-	-	-	-	-	4,320.00	-	4,320.00	-	-
CO		-	-	-	78,125.24	-	-	-	78,125.24	-	-	-	-	-	-	-	-	-	78,125.24	-	78,125.24	-	-


<p>Certified Correct:</p>  <p>JONATHAN S. GIRAY Financial Analyst V Date: April 10, 2017</p>	<p>Recommending Approval:</p>  <p>NORMAN WILLIAMS S. KRAFT Director II Date: April 10, 2017</p>	<p>Approved By:</p>  <p>JOCELYN ALMA R. BADIOLA Executive Director Date: April 10, 2017</p>
---	---	--

STATEMENT OF APPROPRIATIONS, ALLOTMENTS, OBLIGATIONS, DISBURSEMENTS AND BALANCES
As of the March 31, 2017

Department : DEPARTMENT OF AGRICULTURE
Agency : AGRICULTURAL CREDIT POLICY COUNCIL
Organization Code (UACS): 05 002 00
Funding Source Code (as clustered): 10 11 01


Current Year Appropriations
Supplemental Appropriations
Continuing Appropriations

Particulars	UACS CODE	Appropriations			Allotments				Current Year Obligations					Current Year Disbursements				Balances					
		Authorized Appropriation	Adjustments (Transfer To/From, Realignments)	Adjusted Appropriations	Allotments Received	Adjustments (Withdrawal, Realignments)	Transfer To	Transfer From	Adjusted Total Allotments	1st Quarter Ending March 31	2nd Quarter Ending June 30	3rd Quarter Ending Sept. 30	4th Quarter Ending Dec. 31	Total	1st Quarter Ending March 31	2nd Quarter Ending June 30	3rd Quarter Ending Sept. 30	4th Quarter Ending Dec. 31	Total	Unreleased Appropriations	Unobligated Allotment	Due and Demandable	Not Yet Due and Demandable
1	2	3	4	5=(3+4)	6	7	8	9	10=[(5+(-)7)+(-)8+9]	11	12	13	14	15=(11+12+13+14)	16	17	18	19	20=(16+17+18+19)	21=(5-10)	22=(10-15)	23	24
Recapitulation by MFO: MFO 1 - Credit Support Services	3 01 000000	-	-	-	4,070,617.13	-	-	-	4,070,617.13	696,366.54	-	-	-	696,366.54	685,796.17	-	-	-	685,796.17	-	3,374,250.59	10,570.37	-
OF WHICH: Major Programs/Projects																							
Agro-Industry Modernization Credit and Financing Program (AMCFP) Administration	3 01 010000				222,947.65				222,947.65	32,000.62	-	-	-	32,000.62	32,000.62	-	-	-	32,000.62		190,947.03	-	-
Formulation and Monitoring of Credit Policies, Plans and Programs	3 01 020000				3,847,669.48				3,847,669.48	664,365.82				664,365.92	653,795.55				653,795.55		3,183,303.56	10,570.37	-
Major Programs/Projects																							
KRA No. 1 - Anti-Corruption, Transparent, Accountable and Participatory Governance 2 - Poverty Reduction and Empowerment of the Poor and vulnerable																							
Program Budgeting: MPP																							
Other Major Programs and Projects and monitored by the President through PMS																							

Certified Correct:

JONATHAN S. GIRAY
Financial Analyst V
Date: April 10, 2017

Recommending Approval:

NORMAN WILLIAM S. KRAFT
Director II
Date: April 10, 2017

Approved By:

JOEL N. ALMA R. BADIOLA
Executive Director
Date: April 10, 2017