




Department of Agriculture
AGRICULTURAL CREDIT POLICY COUNCIL
NCA UTILIZATION WITH BREAKDOWN BY ALLOTMENT SOURCE
As of September 30, 2015
GENERAL FUND

| Month (1) | NCA and NTA Received (2) | Disbursements | | | | Lapsed NCA (Reverted) (7)=[2-6] | |
|--------------|--------------------------------|----------------------------------|--------------------------------|------------------------------------|-------------------------|---------------------------------------|-----------------------|
| | | Current Year Allotment (3) | Continuing Allotment (4) | Prior Year's Obligations (5) | TOTAL (6)=[3+4+5] | | |
| January | 2,667,000.00 | 2,183,649.47 | | | 2,183,649.47 | 483,350.53 | |
| February | 2,662,000.00 | 2,356,648.95 | | | 2,356,648.95 | 305,351.05 | |
| March | 2,735,000.00 | 2,998,684.37 | | 525,000.00 | 3,523,684.37 | (788,684.37) | 17.21 |
| April | 7,006,000.00 | 2,447,319.15 | | 1,002,759.95 | 3,450,079.10 | 3,555,920.90 | |
| May | 3,672,000.00 | 3,109,709.93 | | 1,425,629.60 | 4,535,339.53 | (863,339.53) | |
| June | 2,821,000.00 | 3,943,139.58 | | 1,570,129.96 | 5,513,269.54 | (2,692,269.54) | 311.83 |
| July | 1,104,489,000.00 | 2,460,251.63 | 47,958.43 | | 2,508,210.06 | 1,101,980,789.94 | |
| August | 3,586,000.00 | 402,258,775.86 | 23,437.50 | 327,814.80 | 402,610,028.16 | (399,024,028.16) | |
| September | 403,428,000.00 | 953,783,690.48 | 359,697.72 | 860,312.50 | 955,003,700.70 | (551,575,700.70) | 151,381,061.08 |
| October | | | | | 0.00 | 0.00 | |
| November | | | | | 0.00 | 0.00 | |
| December | | | | | 0.00 | 0.00 | |
| TOTAL | 1,533,066,000.00 | 1,375,541,869.42 | 431,093.65 | 5,711,646.81 | 1,381,684,609.88 | 151,381,390.12 | 151,381,390.12 |

Certified Correct:


VERONICA P. SANTOS
 Director II


Approved by:


JOVITA M. CORPUZ
 Executive Director