

STATEMENT OF APPROPRIATIONS, ALLOTMENTS, OBLIGATIONS, DISBURSEMENTS AND BALANCES
As of the Quarter Ending March 31, 2018

Department : DEPARTMENT OF AGRICULTURE
Agency : AGRICULTURAL CREDIT POLICY COUNCIL
Organization Code (UACS): 05 002 00
Funding Source Code (as clustered): 01 101 101

	Current Year Appropriations
	Supplemental Appropriations
	Continuing Appropriations


Particulars	UACS CODE	Appropriations			Allotments		Current Year Obligations					Current Year Disbursements					Balances				
		Authorized Appropriation	Adjustments (Transfer To/From, Realignment)	Adjusted Appropriations	Allotments Received	Adjusted Total Allotments	1st Quarter Ending March 31	2nd Quarter Ending June 30	3rd Quarter Ending Sept. 30	4th Quarter Ending Dec. 31	Total	1st Quarter Ending March 31	2nd Quarter Ending June 30	3rd Quarter Ending Sept. 30	4th Quarter Ending Dec. 31	Total	Unreleased Appropriations	Unobligated Allotment	Unpaid Obligations		
																			Due and Demandable	Not Yet Due and Demandable	
1	2	3	4	5=(3+4)	6	10=[(6+(-)7)-8+9]	11	12	13	14	15=(11+12+13+14)	16	17	18	19	20=(16+17+18+19)	21=(5-10)	22=(10-15)	23	24	
I. Agency Specific Budget	1 01 101																				
General Administration and Support	1 00 000000	15,466,000.00	-	15,466,000.00	15,466,000.00	15,466,000.00	2,914,782.84	-	-	-	2,914,782.84	2,812,188.11	-	-	-	2,812,188.11	-	12,551,217.16	102,594.73	-	
General Administration and Supervision	1 00 010000	15,466,000.00	-	15,466,000.00	15,466,000.00	15,466,000.00	2,914,782.84	-	-	-	2,914,782.84	2,812,188.11	-	-	-	2,812,188.11	-	12,551,217.16	102,594.73	-	
PS		4,529,000.00		4,529,000.00	4,529,000.00	4,529,000.00	973,740.48				973,740.48	945,944.54				945,944.54	0	3,555,259.52	27,795.94	-	
MOOE		9,826,000.00		9,826,000.00	9,826,000.00	9,826,000.00	1,940,442.36				1,940,442.36	1,865,643.57				1,865,643.57	0	7,865,557.64	74,798.79	-	
FE		11,000.00		11,000.00	11,000.00	11,000.00	600.00				600.00	600.00				600.00	0	10,400.00	-	-	
CO		1,100,000.00		1,100,000.00	1,100,000.00	1,100,000.00	-				-	-				-	0	1,100,000.00	-	-	
Operations	3 00 000000	1,102,154,000.00	-	1,102,154,000.00	1,102,154,000.00	1,102,154,000.00	11,354,447.98	-	-	-	291,271,947.98	11,016,775.75	-	-	-	290,934,275.75	-	810,882,052.02	337,672.23	-	
MFO I - Credit Support Services	3 01 000000	1,102,154,000.00	-	1,102,154,000.00	1,102,154,000.00	1,102,154,000.00	11,354,447.98	-	-	-	291,271,947.98	11,016,775.75	-	-	-	290,934,275.75	-	810,882,052.02	337,672.23	-	
PS		31,567,000.00		31,567,000.00	31,567,000.00	31,567,000.00	7,304,791.23				7,304,791.23	7,029,308.49				7,029,308.49	-	24,262,208.77	275,482.74	-	
MOOE		17,757,000.00		17,757,000.00	17,757,000.00	17,757,000.00	4,049,656.75				4,049,656.75	3,987,467.26				3,987,467.26	-	13,707,343.25	62,189.49	-	
CO		1,052,830,000.00		1,052,830,000.00	1,052,830,000.00	1,052,830,000.00	279,946,000.00				279,946,000.00	279,917,500.00				279,917,500.00	-	772,912,500.00	-	-	
Agro-Industry Modernization Credit & Financing Program (AMCFP) Administration	3 01 010000	1,064,856,000.00		1,064,856,000.00	1,064,856,000.00	1,064,856,000.00	3,204,817.49				283,122,317.49	3,089,950.30				283,007,450.30	-	781,733,682.51	114,867.19	-	
PS		12,103,000.00		12,103,000.00	12,103,000.00	12,103,000.00	2,361,449.27				2,361,449.27	2,257,120.26				2,257,120.26	-	9,741,550.73	104,329.01	-	
MOOE		2,753,000.00		2,753,000.00	2,753,000.00	2,753,000.00	843,368.22				843,368.22	832,830.04				832,830.04	-	1,909,631.78	10,538.18	-	
CO		1,050,000,000.00		1,050,000,000.00	1,050,000,000.00	1,050,000,000.00	279,917,500.00				279,917,500.00	279,917,500.00				279,917,500.00	-	770,082,500.00	-	-	
Formulation and Monitoring of Credit Policies, Plans and Programs	3 01 020000	37,298,000.00		37,298,000.00	37,298,000.00	37,298,000.00	8,178,130.49				8,149,630.49	7,955,325.45				7,926,825.45	-	26,318,369.51	222,805.04	-	
PS		19,464,000.00		19,464,000.00	19,464,000.00	19,464,000.00	4,943,341.96				4,943,341.96	4,772,188.23				4,772,188.23	-	14,520,658.04	171,153.73	-	
MOOE		15,004,000.00		15,004,000.00	15,004,000.00	15,004,000.00	3,206,288.53				3,206,288.53	3,154,637.22				3,154,637.22	-	11,797,711.47	51,651.31	-	
CO		2,830,000.00		2,830,000.00	2,830,000.00	2,830,000.00	28,500.00				28,500.00	28,500.00				28,500.00	-	-	-	-	
Sub-Total, Agency Specific Budget		1,117,620,000.00		1,117,620,000.00	1,117,620,000.00	1,117,620,000.00	294,215,230.82				294,186,730.82	293,774,963.86				293,774,963.86	-	823,433,269.18	440,266.96	-	
PS		36,096,000.00		36,096,000.00	36,096,000.00	36,096,000.00	8,278,531.71				8,278,531.71	7,975,253.03				7,975,253.03	-	27,817,468.29	303,278.68	-	
MOOE		27,583,000.00		27,583,000.00	27,583,000.00	27,583,000.00	5,990,099.11				5,990,099.11	5,853,110.83				5,853,110.83	-	21,592,900.89	136,988.28	-	
FE		11,000.00		11,000.00	11,000.00	11,000.00	600.00				600.00	600.00				600.00	-	10,400.00	-	-	
CO		1,053,930,000.00		1,053,930,000.00	1,053,930,000.00	1,053,930,000.00	279,946,000.00				279,946,000.00	279,946,000.00				279,946,000.00	-	774,012,500.00	-	-	
II. Automatic Appropriations		3,231,000.00		3,231,000.00	3,231,000.00	3,231,000.00	776,900.52				776,900.52	776,900.52				776,900.52	-	2,454,099.48	-	-	
Retirement and Life Insurance Premium	5 01 03 010																				
RLIP	5 01 03 010	3,231,000.00		3,231,000.00	3,231,000.00	3,231,000.00	776,900.52				776,900.52	776,900.52				776,900.52	-	2,454,099.48	-	-	
Additional RLIP	5 01 03 010																				
Sub-Total, Automatic Appropriations		3,231,000.00		3,231,000.00	3,231,000.00	3,231,000.00	776,900.52				776,900.52	776,900.52				776,900.52	-	2,454,099.48	-	-	
PS		3,231,000.00		3,231,000.00	3,231,000.00	3,231,000.00	776,900.52				776,900.52	776,900.52				776,900.52	-	2,454,099.48	-	-	
III. Special Purpose Fund (Please specify)																					
PS - MPBF - Compensation Adjustment	5 02 01 010																				
PS - Pension and Gratuity Fund																					
PS - 2016 Performance-Based Bonus																					
Sub-Total, Special Purpose Fund																					
PS																					
TOTAL		1,120,851,000.00		1,120,851,000.00	1,120,851,000.00	1,120,851,000.00	294,992,131.34				294,992,131.34	294,551,864.38				294,551,864.38	-	825,858,868.66	440,266.96	-	
PS		39,327,000.00		39,327,000.00	39,327,000.00	39,327,000.00	9,055,432.23				9,055,432.23	8,752,153.55				8,752,153.55	-	30,271,567.77	303,278.68	-	
MOOE		27,583,000.00		27,583,000.00	27,583,000.00	27,583,000.00	5,990,099.11				5,853,110.83	5,853,110.83				5,853,110.83	-	21,592,900.89	136,988.28	-	
FE		11,000.00		11,000.00	11,000.00	11,000.00	600.00				600.00	600.00				600.00	-	10,400.00	-	-	
CO		1,053,930,000.00		1,053,930,000.00	1,053,930,000.00	1,053,930,000.00	279,946,000.00				279,946,000.00	279,946,000.00				279,946,000.00	-	773,984,000.00	-	-	


STATEMENT OF APPROPRIATIONS, ALLOTMENTS, OBLIGATIONS, DISBURSEMENTS AND BALANCES
As of the Quarter Ending December 31, 2017


Department : DEPARTMENT OF AGRICULTURE
Agency : AGRICULTURAL CREDIT POLICY COUNCIL
Organization Code (UACS): 05 002 00
Funding Source Code (as clustered): 10 11 01

Current Year Appropriations
Supplemental Appropriations
Continuing Appropriations

Particulars	UACS CODE	Appropriations			Allotments		Current Year Obligations					Current Year Disbursements					Balances				
		Authorized Appropriation	Adjustments (To)/From, Realignment	Adjusted Appropriations	Allotments Received	Adjusted Total Allotments	1st Quarter Ending March 31	2nd Quarter Ending June 30	3rd Quarter Ending Sept. 30	4th Quarter Ending Dec. 31	Total	1st Quarter Ending March 31	2nd Quarter Ending June 30	3rd Quarter Ending Sept. 30	4th Quarter Ending Dec. 31	Total	Unreleased Appropriations	Unobligated Allotment	Unpaid Obligations		
1	2	3	4	5=(3+4)	6	10=[(6+(-)7)-8+9]	11	12	13	14	15=(11+12+13+14)	16	17	18	19	20=(16+17+18+19)	21=(5-10)	22=(10-15)	23	24	
Recapitulation by MFO:																					
OF WHICH: Major Programs/Projects																					
Key Result Area(s) KRA No. 2 - POVERTY REDUCTION AND EMPOWERMENT OF THE POOR AND THE VULNERABLE		1,102,154,000.00	-	1,102,154,000.00	1,102,154,000.00	1,102,154,000.00	11,382,947.98	-	-	-	11,382,947.98	11,160,142.94	-	-	-	11,160,142.94	-	1,090,771,052.02	222,805.04	-	
Operations		1,102,154,000.00	-	1,102,154,000.00	1,102,154,000.00	1,102,154,000.00	11,382,947.98	-	-	-	11,382,947.98	11,160,142.94	-	-	-	11,160,142.94	-	1,090,771,052.02	222,805.04	-	
MFO 1 - CREDIT SUPPORT SERVICES		1,102,154,000.00	-	1,102,154,000.00	1,102,154,000.00	1,102,154,000.00	11,382,947.98	-	-	-	11,382,947.98	11,160,142.94	-	-	-	11,160,142.94	-	1,090,771,052.02	222,805.04	-	
Agro-Industry Modernization Credit and Financing Program (AMCFP)	3 01 010000	1,064,856,000.00	-	1,064,856,000.00	1,064,856,000.00	1,064,856,000.00	3,204,817.49	-	-	-	3,204,817.49	3,204,817.49	-	-	-	3,204,817.49	-	1,061,651,182.51	-	-	
Administration	3 01 020000	37,298,000.00	0	37,298,000.00	37,298,000.00	37,298,000.00	8,178,130.49	-	-	-	8,178,130.49	7,955,325.45	-	-	-	7,955,325.45	-	29,119,869.51	222,805.04	-	
Formulation and Monitoring of Credit Policies, Plans and Programs																					

Certified Correct:

JONATHAN S. GIRAY
Financial Analyst V
Date: April 10, 2018

Recommending Approval:

NORMAN WILLIAM S. KRAFT
Director
Date: April 10, 2018

Approved By:

JOCELYN ALMA R. BADIOLA
Executive Director
Date: April 10, 2018