



STATEMENT OF APPROPRIATIONS, ALLOTMENTS, OBLIGATIONS, DISBURSEMENTS AND BALANCES
As of the Quarter Ending March 31, 2019


Department : DEPARTMENT OF AGRICULTURE
Agency : AGRICULTURAL CREDIT POLICY COUNCIL
Organization Code (UACS): 05 002 00
Funding Source Code (as clustered) : 01 101 101

	Current Year Appropriations
	Supplemental Appropriations
	Continuing Appropriations

Particulars	UACS CODE	Appropriations			Allotments					Current Year Obligations					Current Year Disbursements					Balances				
		Authorized Appropriation	Adjustments (Transfer To/From, Realignment)	Adjusted Appropriations	Allotments Received	Adjustments (Withdrawal, Realignment)	Transfer To	Transfer From	Adjusted Total Allotments	1st Quarter Ending March 31	2nd Quarter Ending June 30	3rd Quarter Ending Sept. 30	4th Quarter Ending Dec. 31	Total	1st Quarter Ending March 31	2nd Quarter Ending June 30	3rd Quarter Ending Sept. 30	4th Quarter Ending Dec. 31	Total	Unencumbered Appropriations	Unobligated Allotment	Unpaid Obligations		
																						Due and Demandable	Not Yet Due and Demandable	
1	2	3	4	5=3+4	6	7	8	9	10=[(6+(-17)-8+9]	11	12	13	14	15=(11+12+13+14)	16	17	18	19	20=(16+17+18+19)	21=(5-10)	22=(10-15)	23	24	
I. Agency Specific Budget	1 01 101																							
General Administration and Support	1 00 00000									278,984,120.35				278,984,120.35	278,534,508.57					278,534,508.57		(5,726,561.08)	170,730.45	
General Administration and Supervision	1 00 010000									5,726,561.08				5,726,561.08	5,555,830.63					5,555,830.63		(1,974,206.29)	94,758.16	
PS										2,058,964.47				2,058,964.47	1,974,206.29					1,974,206.29		(2,058,964.47)	35,972.27	
MOOE										3,666,796.61				3,666,796.61	3,580,824.34					3,580,824.34		(800.00)		
FE										300.00				300.00						300.00				
CO																								
Operations	3 00 000000									272,465,751.15				272,465,751.15	272,186,869.82					272,186,869.82		(272,465,751.15)	278,881.33	
MFO I - Credit Support Services	3 01 000000									272,465,751.15				272,465,751.15	272,186,869.82					272,186,869.82		(272,465,751.15)	278,881.33	
PS										5,394,849.60				5,394,849.60	5,173,632.04					5,173,632.04		(5,394,849.60)	221,217.56	
MOOE										6,119,901.55				6,119,901.55	6,062,237.78					6,062,237.78		(6,119,901.55)	57,663.77	
CO										260,951,000.00				260,951,000.00	260,951,000.00					260,951,000.00		(260,951,000.00)		
Agro-Industry Modernization Credit & Financing Program (AMCFP) Administration	3 01 010000									265,287,989.63				265,287,989.63	265,174,290.21					265,174,290.21		(265,287,989.63)	113,699.42	
PS										2,570,463.66				2,570,463.66	2,457,516.56					2,457,516.56		(2,570,463.66)	112,947.00	
MOOE										1,766,525.97				1,766,525.97	1,766,773.65					1,766,773.65		(1,766,525.97)	752.32	
CO										260,951,000.00				260,951,000.00	260,951,000.00					260,951,000.00		(260,951,000.00)		
Formulation and Monitoring of Credit Policies, Plans and Programs	3 01 020000									7,177,761.52				7,177,761.52	7,012,579.61					7,012,579.61		(7,177,761.52)	165,181.91	
PS										2,824,385.94				2,824,385.94	2,716,115.48					2,716,115.48		(2,824,385.94)	108,270.46	
MOOE										4,353,375.56				4,353,375.56	4,296,464.13					4,296,464.13		(4,353,375.56)	56,911.45	
CO																								
Sub-Total, Agency Specific Budget						0.00				278,192,312.23				278,192,312.23	277,742,700.45					277,742,700.45		(278,192,312.23)	449,611.78	
PS										7,453,814.07				7,453,814.07	7,147,838.33					7,147,838.33		(7,453,814.07)	305,975.74	
MOOE										9,786,698.16				9,786,698.16	9,643,062.12					9,643,062.12		(9,786,698.16)	143,636.04	
FE										800.00				800.00						800.00		(800.00)		
CO										260,951,000.00				260,951,000.00	260,951,000.00					260,951,000.00		(260,951,000.00)		
II. Automatic Appropriations										791,808.12				791,808.12	791,808.12					791,808.12		(791,808.12)		
Retirement and Life Insurance Premium	5 01 03 010									791,808.12				791,808.12	791,808.12					791,808.12		(791,808.12)		
RLIP	5 01 03 010									791,808.12				791,808.12	791,808.12					791,808.12		(791,808.12)		
Sub-Total, Automatic Appropriations										791,808.12				791,808.12	791,808.12					791,808.12		(791,808.12)		
III. Special Purpose Fund																								0.00
National Disaster Risk Reduction and Management Fund (Catastrophe Fund)																								
PS																								
MOOE																								
FE																								
CO																								
Sub-Total, Special Purpose Fund																								
MOOE																								
TOTAL										278,984,120.35				278,984,120.35	278,534,508.57					278,534,508.57		(278,984,120.35)	449,611.78	
PS										8,245,622.19				8,245,622.19	7,939,646.45					7,939,646.45		(8,245,622.19)	305,975.74	
MOOE										9,786,698.16				9,786,698.16	9,643,062.12					9,643,062.12		(9,786,698.16)	143,636.04	
FE										800.00				800.00						800.00		(800.00)		
CO										260,951,000.00				260,951,000.00	260,951,000.00					260,951,000.00		(260,951,000.00)		

Certified Correct:

JONATHAN S. GIRAY
Financial Analyst V
Date: April 30, 2019

Recommending Approval:

MA. TERESA J. SANTOS
OIC - Administrative and Finance Division
Date: April 30, 2019

Approved By:

JOCELYN ALMA R. BADIOLA
Executive Director
Date: April 30, 2019

STATEMENT OF APPROPRIATIONS, ALLOTMENTS, OBLIGATIONS, DISBURSEMENTS AND BALANCES
As of the Quarter Ending March 31, 2019

Department : DEPARTMENT OF AGRICULTURE
Agency : AGRICULTURAL CREDIT POLICY COUNCIL
Organization Code (UACS): 05 002 00
Funding Source Code (as clustered) : 01 101 101

	Current Year Appropriations
	Supplemental Appropriations
	Continuing Appropriations

Particulars	UACS CODE	Appropriations			Allotments					Current Year Obligations					Current Year Disbursements					Balances			
		Authorized Appropriation	Adjustments (Transfer To/From, Reassignment)	Adjusted Appropriations	Allotments Received	Adjustments (Withdrawal, Reassignment)	Transfer To	Transfer From	Adjusted Total Allotments	1st Quarter Ending March 31	2nd Quarter Ending June 30	3rd Quarter Ending Sept. 30	4th Quarter Ending Dec. 31	Total	1st Quarter Ending March 31	2nd Quarter Ending June 30	3rd Quarter Ending Sept. 30	4th Quarter Ending Dec. 31	Total	Unreleased Appropriations	Unobligated Allotment	Unpaid Obligations Due and Demandable	Not Yet Due and Demandable
1	2	3	4	5=(3+4)	6	7	8	9	10=[(6+(-)7)+(-)8+9]	11	12	13	14	15=[11+12+13+14]	16	17	18	19	20=(16+17+18+19)	21=(5-10)	22=(10-15)	23	24
I. Agency Specific Budget	1 01 101																						
II. Automatic Appropriations																							
III. Special Purpose Fund National Disaster Risk Reduction and Management Fund (Calamity Fund)	#	1 021		1,000,001,020.63	1,000,001,020.63				1,000,001,020.63					1,020.00									
PS				1,020.63	1,020.63				1,020.63	1,020.00				1,020.00	1,020.00							0.63	
MOOE		1,020,000,000.00		1,000,000,000.00	1,000,000,000.00				1,000,000,000.00													1,000,000,000.00	
FE																							
CO																							
Sub-Total, Special Purpose Fund		1,000,001,020.63		1,000,001,020.63	1,000,001,020.63				1,000,001,020.63	1,020.00				1,020.00									
MOOE																							
TOTAL		1,000,001,020.63		1,000,001,020.63	1,000,001,020.63				1,000,001,020.63	1,020.00				1,020.00									
PS				1,020.63	1,020.63				1,020.63	1,020.00				1,020.00								0.63	
MOOE		1,020,000,000.00		1,000,000,000.00	1,000,000,000.00				1,000,000,000.00													1,000,000,000.00	
FE																							
CO																							

Certified Correct:
[Signature]
JONATHAN S. GRAY
Financial Analyst V
Date April 30, 2019

Recommending Approval:
[Signature]
MA TERESA J. SANTOS
OIC Administrative and Finance Division
Date April 30, 2019

Approved By:
[Signature]
CELEYN ALMA R. BADIOLA
Executive Director
Date April 30, 2019