

STATEMENT OF APPROPRIATIONS, ALLOTMENTS, OBLIGATIONS, DISBURSEMENTS AND BALANCES
As at the Quarter Ending June 30, 2023

Department : Department of Agriculture (DA)
 Agency/Entity : Agricultural Credit Policy Council
 Operating Unit : < not applicable >
 Organization Code (UACS) : 05 002 000000
 Fund Cluster : 01 - Regular Agency Fund
 (e.g. UACS Fund Cluster: 01-Regular Agency Fund, 02-Foreign Assisted Projects Fund, 03-Special Account-Locally Funded/Domestic Grants Fund, and 04-Special Account-Foreign Assisted/Foreign Grants Fund)


X	Current Year Appropriations
	Supplemental Appropriations
	Continuing Appropriations

Particulars	UACS CODE	Appropriations			Allotments			Current Year Obligations							Current Year Disbursements					Balances			
		Authorized Appropriations	Adjustments (Transfer To/From, Modifications/Augmentations)	Adjusted Appropriations	Allotments Received	Adjustments (Reductions, Modifications/Augmentations)	Transfer To	Transfer From	Adjusted Total Allotments	1st Quarter Ending March 31	2nd Quarter Ending June 30	3rd Quarter Ending September 30	4th Quarter Ending December 31	Total	1st Quarter Ending March 31	2nd Quarter Ending June 30	3rd Quarter Ending September 30	4th Quarter Ending December 31	Total	Unreleased Appropriations	Unobligated Allotments	Unpaid Obligations(15-20)=(23+24)	
																						Due and Demandable	Net Yet Due and Demandable
1	2	3	4	5(=3+4)	6	7	8	9	10[(6)+(7)-(8+9)]	11	12	13	14	15=(11+12+13+14)	16	17	18	19	20=(16+17+18+19)	21	22	23	24
I. Agency Specific Budget		2,833,322,000.00	0.00	2,833,322,000.00	2,833,322,000.00	0.00	0.00	0.00	2,833,322,000.00	430,213,416.62	1,023,193,459.01	0.00	0.00	1,453,406,875.63	429,599,806.27	1,023,200,679.67	0.00	0.00	1,452,800,485.94	0.00	1,379,915,124.37	0.00	606,389.69
General Administration and Support	10000000000000000000	30,145,000.00	0.00	30,145,000.00	30,145,000.00	0.00	0.00	0.00	30,145,000.00	8,969,330.38	9,081,059.30	0.00	0.00	18,050,389.68	8,679,505.13	9,129,363.01	0.00	0.00	17,808,868.14	0.00	12,094,610.32	0.00	241,521.54
General management and supervision	1000001000010000	30,145,000.00	0.00	30,145,000.00	30,145,000.00	0.00	0.00	0.00	30,145,000.00	8,969,330.38	9,081,059.30	0.00	0.00	18,050,389.68	8,679,505.13	9,129,363.01	0.00	0.00	17,808,868.14	0.00	12,094,610.32	0.00	241,521.54
PS		13,464,000.00	0.00	13,464,000.00	13,464,000.00	0.00	0.00	0.00	13,464,000.00	3,014,456.15	4,154,488.48	0.00	0.00	7,168,944.63	2,903,171.73	4,085,701.67	0.00	0.00	6,988,873.40	0.00	6,295,055.37	0.00	180,071.23
MOOE		16,670,000.00	0.00	16,670,000.00	16,670,000.00	0.00	0.00	0.00	16,670,000.00	5,954,874.23	4,926,570.82	0.00	0.00	10,881,445.05	5,776,333.40	5,043,661.34	0.00	0.00	10,819,994.74	0.00	5,788,554.95	0.00	61,450.31
FinEx		11,000.00	0.00	11,000.00	11,000.00	0.00	0.00	0.00	11,000.00	0.00	0.00	0.00	0.00	0.00	0.00	0.00	0.00	0.00	0.00	0.00	11,000.00	0.00	0.00
Sub-Total, General Administration and Support		30,145,000.00	0.00	30,145,000.00	30,145,000.00	0.00	0.00	0.00	30,145,000.00	8,969,330.38	9,081,059.30	0.00	0.00	18,050,389.68	8,679,505.13	9,129,363.01	0.00	0.00	17,808,868.14	0.00	12,094,610.32	0.00	241,521.54
PS		13,464,000.00	0.00	13,464,000.00	13,464,000.00	0.00	0.00	0.00	13,464,000.00	3,014,456.15	4,154,488.48	0.00	0.00	7,168,944.63	2,903,171.73	4,085,701.67	0.00	0.00	6,988,873.40	0.00	6,295,055.37	0.00	180,071.23
MOOE		16,670,000.00	0.00	16,670,000.00	16,670,000.00	0.00	0.00	0.00	16,670,000.00	5,954,874.23	4,926,570.82	0.00	0.00	10,881,445.05	5,776,333.40	5,043,661.34	0.00	0.00	10,819,994.74	0.00	5,788,554.95	0.00	61,450.31
FinEx (if Applicable)		11,000.00	0.00	11,000.00	11,000.00	0.00	0.00	0.00	11,000.00	0.00	0.00	0.00	0.00	0.00	0.00	0.00	0.00	0.00	0.00	0.00	11,000.00	0.00	0.00
CO		0.00	0.00	0.00	0.00	0.00	0.00	0.00	0.00	0.00	0.00	0.00	0.00	0.00	0.00	0.00	0.00	0.00	0.00	0.00	0.00	0.00	0.00
Operations	30000000000000000000	2,803,177,000.00	0.00	2,803,177,000.00	2,803,177,000.00	0.00	0.00	0.00	2,803,177,000.00	421,244,086.24	1,014,112,399.71	0.00	0.00	1,435,356,485.95	420,920,301.14	1,014,071,316.66	0.00	0.00	1,434,991,617.80	0.00	1,367,820,514.05	0.00	364,868.15
OO - Access of Small Farmers and Fisherfolk to formal credit under the ACPO Agro-Industry Modernization Credit and Financing Program Increased		2,803,177,000.00	0.00	2,803,177,000.00	2,803,177,000.00	0.00	0.00	0.00	2,803,177,000.00	421,244,086.24	1,014,112,399.71	0.00	0.00	1,435,356,485.95	420,920,301.14	1,014,071,316.66	0.00	0.00	1,434,991,617.80	0.00	1,367,820,514.05	0.00	364,868.15
AGRICULTURAL CREDIT PROGRAM		2,803,177,000.00	0.00	2,803,177,000.00	2,803,177,000.00	0.00	0.00	0.00	2,803,177,000.00	421,244,086.24	1,014,112,399.71	0.00	0.00	1,435,356,485.95	420,920,301.14	1,014,071,316.66	0.00	0.00	1,434,991,617.80	0.00	1,367,820,514.05	0.00	364,868.15
Agro-Industry Modernization Credit and Financing Program (AMCFP) Administration	3101001000010000	2,772,173,000.00	0.00	2,772,173,000.00	2,772,173,000.00	0.00	0.00	0.00	2,772,173,000.00	416,918,731.90	1,006,405,224.29	0.00	0.00	1,423,323,956.19	416,806,266.53	1,006,344,701.18	0.00	0.00	1,423,150,967.71	0.00	1,348,849,043.81	0.00	172,988.48
PS		13,551,000.00	0.00	13,551,000.00	13,551,000.00	0.00	0.00	0.00	13,551,000.00	2,393,394.67	2,813,188.94	0.00	0.00	5,206,583.61	2,314,631.30	2,752,368.64	0.00	0.00	5,066,999.94	0.00	8,344,416.39	0.00	139,583.67
MOOE		8,622,000.00	0.00	8,622,000.00	8,622,000.00	0.00	0.00	0.00	8,622,000.00	1,525,337.23	3,592,035.35	0.00	0.00	5,117,372.58	1,491,635.23	3,592,332.54	0.00	0.00	5,083,967.77	0.00	3,504,627.42	0.00	33,404.81
CO		2,750,000,000.00	0.00	2,750,000,000.00	2,750,000,000.00	0.00	0.00	0.00	2,750,000,000.00	413,000,000.00	1,000,000,000.00	0.00	0.00	1,413,000,000.00	413,000,000.00	1,000,000,000.00	0.00	0.00	1,413,000,000.00	0.00	1,337,000,000.00	0.00	0.00
Policy formulation, research and advocacy, monitoring and evaluation of credit policies, plans and programs and capacity building	3101001000020000	31,004,000.00	0.00	31,004,000.00	31,004,000.00	0.00	0.00	0.00	31,004,000.00	4,325,354.34	7,707,175.42	0.00	0.00	12,032,529.76	4,114,034.61	7,726,615.48	0.00	0.00	11,840,650.09	0.00	18,971,470.24	0.00	191,879.67
PS		16,164,000.00	0.00	16,164,000.00	16,164,000.00	0.00	0.00	0.00	16,164,000.00	3,213,735.53	4,073,396.92	0.00	0.00	7,287,132.45	3,096,241.26	4,004,933.41	0.00	0.00	7,101,174.67	0.00	8,876,867.55	0.00	185,957.78
MOOE		14,840,000.00	0.00	14,840,000.00	14,840,000.00	0.00	0.00	0.00	14,840,000.00	1,111,618.81	3,633,778.50	0.00	0.00	4,745,397.31	1,017,793.35	3,721,682.07	0.00	0.00	4,739,475.42	0.00	10,094,602.69	0.00	5,921.89
Sub-Total, Operations		2,803,177,000.00	0.00	2,803,177,000.00	2,803,177,000.00	0.00	0.00	0.00	2,803,177,000.00	421,244,086.24	1,014,112,399.71	0.00	0.00	1,435,356,485.95	420,920,301.14	1,014,071,316.66	0.00	0.00	1,434,991,617.80	0.00	1,367,820,514.05	0.00	364,868.15
PS		29,715,000.00	0.00	29,715,000.00	29,715,000.00	0.00	0.00	0.00	29,715,000.00	5,607,130.20	6,886,585.86	0.00	0.00	12,493,716.06	5,410,872.56	6,757,302.05	0.00	0.00	12,168,174.61	0.00	17,221,283.94	0.00	325,541.45
MOOE		23,462,000.00	0.00	23,462,000.00	23,462,000.00	0.00	0.00	0.00	23,462,000.00	2,636,956.04	7,225,813.85	0.00	0.00	9,862,769.89	2,509,428.58	7,314,014.61	0.00	0.00	9,823,443.19	0.00	13,599,230.11	0.00	39,326.70
FinEx (if Applicable)		0.00	0.00	0.00	0.00	0.00	0.00	0.00	0.00	0.00	0.00	0.00	0.00	0.00	0.00	0.00	0.00	0.00	0.00	0.00	0.00	0.00	0.00
CO		2,750,000,000.00	0.00	2,750,000,000.00	2,750,000,000.00	0.00	0.00	0.00	2,750,000,000.00	413,000,000.00	1,000,000,000.00	0.00	0.00	1,413,000,000.00	413,000,000.00	1,000,000,000.00	0.00	0.00	1,413,000,000.00	0.00	1,337,000,000.00	0.00	0.00
Sub-Total, I. Agency Specific Budget		2,833,322,000.00	0.00	2,833,322,000.00	2,833,322,000.00	0.00	0.00	0.00	2,833,322,000.00	430,213,416.62	1,023,193,459.01	0.00	0.00	1,453,406,875.63	429,599,806.27	1,023,200,679.67	0.00	0.00	1,452,800,485.94	0.00	1,379,915,124.37	0.00	606,389.69
PS		43,179,000.00	0.00	43,179,000.00	43,179,000.00	0.00	0.00	0.00	43,179,000.00	8,621,586.35	11,041,074.34	0.00	0.00	19,662,660.69	8,314,044.29	10,843,003.72	0.00	0.00	19,157,048.01	0.00	23,516,339.31	0.00	505,612.68
MOOE		40,132,000.00	0.00	40,132,000.00	40,132,000.00	0.00	0.00	0.00	40,132,000.00	8,591,830.27	12,152,384.67	0.00	0.00	20,744,214.94	8,285,761.98	12,357,675.95	0.00	0.00	20,843,437.93	0.00	19,387,785.06	0.00	100,777.01
FinEx (if Applicable)		11,000.00	0.00	11,000.00	11,000.00	0.00	0.00	0.00	11,000.00	0.00	0.00	0.00	0.00	0.00	0.00	0.00	0.00	0.00	0.00	0.00	11,000.00	0.00	0.00
CO		2,750,000,000.00	0.00	2,750,000,000.00	2,750,000,000.00	0.00	0.00	0.00	2,750,000,000.00	413,000,000.00	1,000,000,000.00	0.00	0.00	1,413,000,000.00	413,000,000.00	1,000,000,000.00	0.00	0.00	1,413,000,000.00	0.00	1,337,000,000.00	0.00	0.00
II. Automatic Appropriations		3,897,000.00	0.00	3,897,000.00	3,897,000.00	0.00	0.00	0.00	3,897,000.00	893,437.74	880,436.97	0.00	0.00	1,773,874.71	893,437.74	880,436.97	0.00	0.00	1,773,874.71	0.00	2,123,125.29	0.00	0.00
Specific Budgets of National Government Agencies		3,897,000.00	0.00	3,897,000.00	3,897,000.00	0.00	0.00	0.00	3,897,000.00	893,437.74	880,436.97	0.00	0.00	1,773,874.71	893,437.74	880,436.97	0.00	0.00	1,773,874.71	0.00	2,123,125.29		

IV. Reversion of the Unobligated Allotments charged against R.A. Nos. 11465 and 11494	0.00	0.00	0.00	0.00	0.00	0.00	0.00	0.00	0.00	0.00	0.00	0.00	0.00	0.00	0.00	0.00	0.00	0.00	0.00	0.00	0.00	0.00	0.00	0.00
GRAND TOTAL	2,837,219,000.00	911,377.00	2,838,130,377.00	2,837,219,000.00	911,377.00	0.00	0.00	2,838,130,377.00	431,106,854.36	1,024,985,272.15	0.00	0.00	1,456,092,126.51	430,493,244.01	1,024,992,492.81	0.00	0.00	1,455,485,736.82	0.00	1,382,038,250.49	0.00	606,389.69	0.00	0.00
PS	47,076,000.00	911,377.00	47,987,377.00	47,076,000.00	911,377.00	0.00	0.00	47,987,377.00	9,515,024.09	12,832,887.48	0.00	0.00	22,347,911.57	9,207,482.03	12,634,816.86	0.00	0.00	21,842,298.89	0.00	25,639,465.43	0.00	505,612.68	0.00	0.00
MOOE	40,132,000.00	0.00	40,132,000.00	40,132,000.00	0.00	0.00	0.00	40,132,000.00	8,591,830.27	12,152,384.67	0.00	0.00	20,744,214.94	8,285,761.98	12,357,675.95	0.00	0.00	20,643,437.93	0.00	19,387,785.06	0.00	100,777.01	0.00	0.00
FinEx	11,000.00	0.00	11,000.00	11,000.00	0.00	0.00	0.00	11,000.00	0.00	0.00	0.00	0.00	0.00	0.00	0.00	0.00	0.00	0.00	0.00	11,000.00	0.00	0.00	0.00	0.00
CO	2,750,000,000.00	0.00	2,750,000,000.00	2,750,000,000.00	0.00	0.00	0.00	2,750,000,000.00	413,000,000.00	1,000,000,000.00	0.00	0.00	1,413,000,000.00	413,000,000.00	1,000,000,000.00	0.00	0.00	1,413,000,000.00	0.00	1,337,000,000.00	0.00	0.00	0.00	0.00
Recapitulation by OO:																								
I. Agency Specific Budget	2,803,177,000.00	0.00	2,803,177,000.00	2,803,177,000.00	0.00	0.00	0.00	2,803,177,000.00	421,244,086.24	1,014,112,399.71	0.00	0.00	1,435,356,485.95	420,920,301.14	1,014,071,316.66	0.00	0.00	1,434,991,617.80	0.00	1,367,820,514.05	0.00	364,868.15	0.00	0.00
AGRICULTURAL CREDIT PROGRAM	2,803,177,000.00	0.00	2,803,177,000.00	2,803,177,000.00	0.00	0.00	0.00	2,803,177,000.00	421,244,086.24	1,014,112,399.71	0.00	0.00	1,435,356,485.95	420,920,301.14	1,014,071,316.66	0.00	0.00	1,434,991,617.80	0.00	1,367,820,514.05	0.00	364,868.15	0.00	0.00

This report was generated using the Unified Reporting System on July 26, 2023 1:21 PM, Status : SUBMITTED

Prepared by:


Juliana Crobia (Jul 27, 2023 10:26 GMT+8)
 JULIANA R. CROBIA


BUDGET OFFICER II
 Date: July 26, 2023 12:11 PM

Certified Correct:


(Jul 27, 2023 11:03 GMT+8)
 CYNTHIA G. POLIOJOS


CHIEF ADMINISTRATIVE OFFICER
 Date: July 26, 2023 12:11 PM

Recommending Approval By:


Jonathan Giray (Jul 27, 2023 11:09 GMT+8)
 JONATHAN S. GIRAY

DIRECTOR II
 Date: July 26, 2023 12:11 PM

Approved By:


JOEL W. ALANO (Jul 27, 2023 13:43 GMT+8)
 JOEL W. ALANO

EXECUTIVE DIRECTOR
 Date: July 26, 2023 01:18 PM

STATEMENT OF APPROPRIATIONS, ALLOTMENTS, OBLIGATIONS, DISBURSEMENTS AND BALANCES
As at the Quarter Ending June 30, 2023

Department : Department of Agriculture (DA)
Agency/Entity : Agricultural Credit Policy Council
Operating Unit : < not applicable >
Organization Code (UACS) : 05 002 000000
Fund Cluster : 01 - Regular Agency Fund

	Current Year Appropriations
	Supplemental Appropriations
X	Continuing Appropriations

(e.g. UACS Fund Cluster: 01-Regular Agency Fund, 02-Foreign Assisted Projects Fund, 03-Special Account-Locally Funded/Domestic Grants Fund, and 04-Special Account-Foreign Assisted/Foreign Grants Fund)

Particulars	UACS CODE	Appropriations			Allotments					Current Year Obligations					Current Year Disbursements					Balances					
		Authorized Appropriations	Adjustments (Transfer To/From)	Adjusted Appropriations	Allotments Received	Adjustments (Withdrawal, Realignment)	Transfer To	Transfer From	Adjusted Total Allotments	1st Quarter Ending March 31	2nd Quarter Ending June 30	3rd Quarter Ending September 30	4th Quarter Ending December 31	Total	1st Quarter Ending March 31	2nd Quarter Ending June 30	3rd Quarter Ending September 30	4th Quarter Ending December 31	Total	Unreleased Appropriations	Unobligated Allotments	Unpaid Obligations			
		3	4	5=(3+4)	6	7	8	9	10=(6+(-7)+8+9)	11	12	13	14	15=(11+12+13+14)	16	17	18	19	20=(16+17+18+19)	21=(5-10)	22=(10-15)	Due and Demandable (15-20)=(23+24)	Not Yet Due and Demandable	23	24
I Continuing Appropriations		18,124.99	0.00	18,124.99	18,124.99	0.00	0.00	0.00	18,124.99	0.00	0.00	0.00	0.00	0.00	0.00	0.00	0.00	0.00	0.00	0.00	0.00	18,124.99	0.00	0.00	0.00
I Agency Specific Budget		18,124.99	0.00	18,124.99	18,124.99	0.00	0.00	0.00	18,124.99	0.00	0.00	0.00	0.00	0.00	0.00	0.00	0.00	0.00	0.00	0.00	0.00	18,124.99	0.00	0.00	0.00
Operations	3000000000000000	18,124.99	0.00	18,124.99	18,124.99	0.00	0.00	0.00	18,124.99	0.00	0.00	0.00	0.00	0.00	0.00	0.00	0.00	0.00	0.00	0.00	0.00	18,124.99	0.00	0.00	0.00
OO: Access of Small Farmers and Fishermen to formal credit under the ACPC Agro-Industry Modernization Credit		18,124.99	0.00	18,124.99	18,124.99	0.00	0.00	0.00	18,124.99	0.00	0.00	0.00	0.00	0.00	0.00	0.00	0.00	0.00	0.00	0.00	0.00	18,124.99	0.00	0.00	0.00
AGRICULTURAL CREDIT PROGRAM		18,124.99	0.00	18,124.99	18,124.99	0.00	0.00	0.00	18,124.99	0.00	0.00	0.00	0.00	0.00	0.00	0.00	0.00	0.00	0.00	0.00	0.00	18,124.99	0.00	0.00	0.00
Agro-Industry Modernization Credit and Financing Program (AMCFP) Administration	310100100001000	368.91	0.00	368.91	368.91	0.00	0.00	0.00	368.91	0.00	0.00	0.00	0.00	0.00	0.00	0.00	0.00	0.00	0.00	0.00	0.00	368.91	0.00	0.00	0.00
MOOE		368.91	0.00	368.91	368.91	0.00	0.00	0.00	368.91	0.00	0.00	0.00	0.00	0.00	0.00	0.00	0.00	0.00	0.00	0.00	0.00	368.91	0.00	0.00	0.00
Policy formulation, research and advocacy, monitoring and evaluation of credit policies, plans and programs and	310100100002000	17,756.08	0.00	17,756.08	17,756.08	0.00	0.00	0.00	17,756.08	0.00	0.00	0.00	0.00	0.00	0.00	0.00	0.00	0.00	0.00	0.00	0.00	17,756.08	0.00	0.00	0.00
MOOE		1,030.07	0.00	1,030.07	1,030.07	0.00	0.00	0.00	1,030.07	0.00	0.00	0.00	0.00	0.00	0.00	0.00	0.00	0.00	0.00	0.00	0.00	1,030.07	0.00	0.00	0.00
CO		16,726.01	0.00	16,726.01	16,726.01	0.00	0.00	0.00	16,726.01	0.00	0.00	0.00	0.00	0.00	0.00	0.00	0.00	0.00	0.00	0.00	0.00	16,726.01	0.00	0.00	0.00
Sub-Total, Operations		18,124.99	0.00	18,124.99	18,124.99	0.00	0.00	0.00	18,124.99	0.00	0.00	0.00	0.00	0.00	0.00	0.00	0.00	0.00	0.00	0.00	0.00	18,124.99	0.00	0.00	0.00
PS		0.00	0.00	0.00	0.00	0.00	0.00	0.00	0.00	0.00	0.00	0.00	0.00	0.00	0.00	0.00	0.00	0.00	0.00	0.00	0.00	0.00	0.00	0.00	0.00
MOOE		1,398.98	0.00	1,398.98	1,398.98	0.00	0.00	0.00	1,398.98	0.00	0.00	0.00	0.00	0.00	0.00	0.00	0.00	0.00	0.00	0.00	0.00	1,398.98	0.00	0.00	0.00
FinEx (if Applicable)		0.00	0.00	0.00	0.00	0.00	0.00	0.00	0.00	0.00	0.00	0.00	0.00	0.00	0.00	0.00	0.00	0.00	0.00	0.00	0.00	0.00	0.00	0.00	0.00
CO		16,726.01	0.00	16,726.01	16,726.01	0.00	0.00	0.00	16,726.01	0.00	0.00	0.00	0.00	0.00	0.00	0.00	0.00	0.00	0.00	0.00	0.00	16,726.01	0.00	0.00	0.00
Sub-Total, I Agency Specific Budget		18,124.99	0.00	18,124.99	18,124.99	0.00	0.00	0.00	18,124.99	0.00	0.00	0.00	0.00	0.00	0.00	0.00	0.00	0.00	0.00	0.00	0.00	18,124.99	0.00	0.00	0.00
PS		0.00	0.00	0.00	0.00	0.00	0.00	0.00	0.00	0.00	0.00	0.00	0.00	0.00	0.00	0.00	0.00	0.00	0.00	0.00	0.00	0.00	0.00	0.00	0.00
MOOE		1,398.98	0.00	1,398.98	1,398.98	0.00	0.00	0.00	1,398.98	0.00	0.00	0.00	0.00	0.00	0.00	0.00	0.00	0.00	0.00	0.00	0.00	1,398.98	0.00	0.00	0.00
FinEx (if Applicable)		0.00	0.00	0.00	0.00	0.00	0.00	0.00	0.00	0.00	0.00	0.00	0.00	0.00	0.00	0.00	0.00	0.00	0.00	0.00	0.00	0.00	0.00	0.00	0.00
CO		16,726.01	0.00	16,726.01	16,726.01	0.00	0.00	0.00	16,726.01	0.00	0.00	0.00	0.00	0.00	0.00	0.00	0.00	0.00	0.00	0.00	0.00	16,726.01	0.00	0.00	0.00
GRAND TOTAL		18,124.99	0.00	18,124.99	18,124.99	0.00	0.00	0.00	18,124.99	0.00	0.00	0.00	0.00	0.00	0.00	0.00	0.00	0.00	0.00	0.00	0.00	18,124.99	0.00	0.00	0.00
PS		0.00	0.00	0.00	0.00	0.00	0.00	0.00	0.00	0.00	0.00	0.00	0.00	0.00	0.00	0.00	0.00	0.00	0.00	0.00	0.00	0.00	0.00	0.00	0.00
MOOE		1,398.98	0.00	1,398.98	1,398.98	0.00	0.00	0.00	1,398.98	0.00	0.00	0.00	0.00	0.00	0.00	0.00	0.00	0.00	0.00	0.00	0.00	1,398.98	0.00	0.00	0.00
FinEx (if Applicable)		0.00	0.00	0.00	0.00	0.00	0.00	0.00	0.00	0.00	0.00	0.00	0.00	0.00	0.00	0.00	0.00	0.00	0.00	0.00	0.00	0.00	0.00	0.00	0.00
CO		16,726.01	0.00	16,726.01	16,726.01	0.00	0.00	0.00	16,726.01	0.00	0.00	0.00	0.00	0.00	0.00	0.00	0.00	0.00	0.00	0.00	0.00	16,726.01	0.00	0.00	0.00

This report was generated using the Unified Reporting System on July 26, 2023 1:25 PM Status : SUBMITTED

Prepared by:
JULIANA R. GROBA
BUDGET OFFICER
Date: July 26, 2023 10:26 GMT+8

Certified Correct:
CYNTHIA Q. POLICIOS
CHIEF ADMINISTRATIVE OFFICER
Date: July 26, 2023 12:03 GMT+8

Recommending Approval By:
JONATHAN S. GIRAY
DIRECTOR
Date: July 26, 2023 11:09 GMT+8

Approved By:
JOCELYN ALMA R. BADIOLA
EXECUTIVE DIRECTOR
Date: July 26, 2023 01:18 PM

This report was generated using the Unified Reporting System on July 26, 2023 1:25 PM Status : SUBMITTED