

**STATEMENT OF APPROPRIATIONS, ALLOTMENTS, OBLIGATIONS, DISBURSEMENTS AND BALANCES**  
As at the Quarter Ending September 30, 2023

Department : Department of Agriculture (DA)  
Agency/Entity : Agricultural Credit Policy Council  
Operating Unit : < not applicable >  
Organization Code (UACS) : 05 002 0000000  
Fund Cluster : 01 - Regular Agency Fund  
(e.g. UACS Fund Cluster: 01-Regular Agency Fund, 02-Foreign Assisted Projects Fund, 03-Special Account-Locally Funded/Domestic Grants Fund, and 04-Special Account-Foreign Assisted/Foreign Grants Fund)

X	Current Year Appropriations
	Supplemental Appropriations
	Continuing Appropriations

Particulars	UACS CODE	Appropriations					Allotments				Current Year Obligations					Current Year Disbursements					Balances			
		Authorized Appropriations	Adjustments (Transfer To/From, Modifications/ Augmentations)	Adjusted Appropriations	Allotments Received	Adjustments (Reductions, Modifications/ Augmentations)	Transfer To	Transfer From	Adjusted Allotments	1st Quarter Ending March 31	2nd Quarter Ending June 30	3rd Quarter Ending September 30	4th Quarter Ending December 31	Total	1st Quarter Ending March 31	2nd Quarter Ending June 30	3rd Quarter Ending September 30	4th Quarter Ending December 31	Total	Unreleased Appropriations	Unobligated Allotments	Unpaid Obligations (15-20)=(23+24)		
																						Due and Demandable	Not Yet Due and Demandable	
1	2	3	4	5(3+4)	6	7	8	9	10=[6+(7)+8+9]	11	12	13	14	15=(11+12+13+14)	16	17	18	19	20=(16+17+18+19)	21	22	23	24	
<b>I. Agency Specific Budget</b>		<b>2,833,322,000.00</b>	<b>0.00</b>	<b>2,833,322,000.00</b>	<b>2,833,322,000.00</b>	<b>0.00</b>	<b>0.00</b>	<b>0.00</b>	<b>2,833,322,000.00</b>	<b>430,213,416.62</b>	<b>1,023,193,459.01</b>	<b>820,473,586.48</b>	<b>0.00</b>	<b>2,273,890,462.11</b>	<b>429,599,806.27</b>	<b>1,023,200,679.67</b>	<b>820,601,502.37</b>	<b>0.00</b>	<b>2,273,401,988.31</b>	<b>0.00</b>	<b>559,441,537.89</b>	<b>0.00</b>	<b>478,473.80</b>	
General Administration and Support	10000000000000000000	30,145,000.00	0.00	30,145,000.00	30,145,000.00	0.00	0.00	0.00	30,145,000.00	8,969,330.38	9,081,059.30	4,157,955.31	0.00	22,208,344.99	8,679,505.13	9,129,363.01	4,249,279.55	0.00	22,058,147.69	0.00	7,936,655.01	0.00	150,197.30	
General management and supervision	100000100001000	30,145,000.00	0.00	30,145,000.00	30,145,000.00	0.00	0.00	0.00	30,145,000.00	8,969,330.38	9,081,059.30	4,157,955.31	0.00	22,208,344.99	8,679,505.13	9,129,363.01	4,249,279.55	0.00	22,058,147.69	0.00	7,936,655.01	0.00	150,197.30	
PS		13,464,000.00	0.00	13,464,000.00	13,464,000.00	0.00	0.00	0.00	13,464,000.00	3,014,456.15	4,154,488.48	2,711,309.53	0.00	9,880,254.16	2,903,171.73	4,085,701.67	2,759,617.01	0.00	9,748,490.41	0.00	3,583,745.84	0.00	131,763.75	
MOOE		16,670,000.00	0.00	16,670,000.00	16,670,000.00	0.00	0.00	0.00	16,670,000.00	5,954,874.23	4,926,570.82	1,440,345.78	0.00	12,321,790.83	5,776,333.40	5,043,661.34	1,483,362.54	0.00	12,303,357.28	0.00	4,348,209.17	0.00	18,433.55	
FinEx		11,000.00	0.00	11,000.00	11,000.00	0.00	0.00	0.00	11,000.00	0.00	0.00	6,300.00	0.00	6,300.00	0.00	0.00	6,300.00	0.00	6,300.00	0.00	4,700.00	0.00	0.00	
Sub-Total, General Administration and Support		30,145,000.00	0.00	30,145,000.00	30,145,000.00	0.00	0.00	0.00	30,145,000.00	8,969,330.38	9,081,059.30	4,157,955.31	0.00	22,208,344.99	8,679,505.13	9,129,363.01	4,249,279.55	0.00	22,058,147.69	0.00	7,936,655.01	0.00	150,197.30	
PS		13,464,000.00	0.00	13,464,000.00	13,464,000.00	0.00	0.00	0.00	13,464,000.00	3,014,456.15	4,154,488.48	2,711,309.53	0.00	9,880,254.16	2,903,171.73	4,085,701.67	2,759,617.01	0.00	9,748,490.41	0.00	3,583,745.84	0.00	131,763.75	
MOOE		16,670,000.00	0.00	16,670,000.00	16,670,000.00	0.00	0.00	0.00	16,670,000.00	5,954,874.23	4,926,570.82	1,440,345.78	0.00	12,321,790.83	5,776,333.40	5,043,661.34	1,483,362.54	0.00	12,303,357.28	0.00	4,348,209.17	0.00	18,433.55	
FinEx (if Applicable)		11,000.00	0.00	11,000.00	11,000.00	0.00	0.00	0.00	11,000.00	0.00	0.00	6,300.00	0.00	6,300.00	0.00	0.00	6,300.00	0.00	6,300.00	0.00	4,700.00	0.00	0.00	
CO		0.00	0.00	0.00	0.00	0.00	0.00	0.00	0.00	0.00	0.00	0.00	0.00	0.00	0.00	0.00	0.00	0.00	0.00	0.00	0.00	0.00	0.00	
Operations	30000000000000000000	2,803,177,000.00	0.00	2,803,177,000.00	2,803,177,000.00	0.00	0.00	0.00	2,803,177,000.00	421,244,086.24	1,014,112,399.71	816,315,631.17	0.00	2,251,672,117.12	420,920,301.14	1,014,071,316.66	816,352,222.82	0.00	2,251,343,840.62	0.00	551,504,882.88	0.00	328,276.50	
OO - Access of Small Farmers and Fishers to formal credit under the ACPD Agro-Industry Modernization Credit and Financing Program increased		2,803,177,000.00	0.00	2,803,177,000.00	2,803,177,000.00	0.00	0.00	0.00	2,803,177,000.00	421,244,086.24	1,014,112,399.71	816,315,631.17	0.00	2,251,672,117.12	420,920,301.14	1,014,071,316.66	816,352,222.82	0.00	2,251,343,840.62	0.00	551,504,882.88	0.00	328,276.50	
AGRICULTURAL CREDIT PROGRAM		2,803,177,000.00	0.00	2,803,177,000.00	2,803,177,000.00	0.00	0.00	0.00	2,803,177,000.00	421,244,086.24	1,014,112,399.71	816,315,631.17	0.00	2,251,672,117.12	420,920,301.14	1,014,071,316.66	816,352,222.82	0.00	2,251,343,840.62	0.00	551,504,882.88	0.00	328,276.50	
Agro-Industry Modernization Credit and Financing Program (AMCFP) Administration	310100100001000	2,772,173,000.00	0.00	2,772,173,000.00	2,772,173,000.00	0.00	0.00	0.00	2,772,173,000.00	416,918,731.90	1,006,405,224.29	811,058,244.88	0.00	2,234,382,201.07	416,806,266.53	1,006,344,701.18	811,094,027.41	0.00	2,234,244,995.12	0.00	537,790,798.93	0.00	137,205.95	
PS		13,551,000.00	0.00	13,551,000.00	13,551,000.00	0.00	0.00	0.00	13,551,000.00	2,393,394.67	2,813,188.94	2,187,610.17	0.00	7,394,193.78	2,314,631.30	2,752,368.64	2,211,064.09	0.00	7,278,064.03	0.00	6,156,806.22	0.00	116,129.75	
MOOE		8,622,000.00	0.00	8,622,000.00	8,622,000.00	0.00	0.00	0.00	8,622,000.00	1,525,337.23	3,592,035.35	1,370,634.71	0.00	6,488,007.29	1,491,635.23	3,592,332.54	1,382,963.32	0.00	6,466,931.09	0.00	2,133,992.71	0.00	21,076.20	
CO		2,750,000.00	0.00	2,750,000.00	2,750,000.00	0.00	0.00	0.00	2,750,000.00	413,000.00	1,000,000.00	807,500.00	0.00	2,220,500.00	413,000.00	1,000,000.00	807,500.00	0.00	2,220,500.00	0.00	529,500.00	0.00	0.00	
Policy formulation, research and advocacy, monitoring and evaluation of credit policies, plans and programs and capacity building	310100100002000	31,004,000.00	0.00	31,004,000.00	31,004,000.00	0.00	0.00	0.00	31,004,000.00	4,325,354.34	7,707,176.42	5,257,386.29	0.00	17,289,916.05	4,114,034.61	7,726,615.48	5,258,195.41	0.00	17,098,845.50	0.00	13,714,083.95	0.00	191,070.55	
PS		16,164,000.00	0.00	16,164,000.00	16,164,000.00	0.00	0.00	0.00	16,164,000.00	3,213,735.53	4,073,396.92	3,441,342.87	0.00	10,728,475.32	3,096,241.26	4,004,933.41	3,454,139.41	0.00	10,555,314.08	0.00	5,435,524.68	0.00	173,161.24	
MOOE		14,840,000.00	0.00	14,840,000.00	14,840,000.00	0.00	0.00	0.00	14,840,000.00	1,111,618.81	3,633,778.50	1,816,043.42	0.00	6,561,440.73	1,017,793.35	3,721,682.07	1,804,056.00	0.00	8,278,559.27	0.00	6,543,531.42	0.00	17,909.31	
Sub-Total, Operations		2,803,177,000.00	0.00	2,803,177,000.00	2,803,177,000.00	0.00	0.00	0.00	2,803,177,000.00	421,244,086.24	1,014,112,399.71	816,315,631.17	0.00	2,251,672,117.12	420,920,301.14	1,014,071,316.66	816,352,222.82	0.00	2,251,343,840.62	0.00	551,504,882.88	0.00	328,276.50	
PS		29,715,000.00	0.00	29,715,000.00	29,715,000.00	0.00	0.00	0.00	29,715,000.00	5,607,130.20	6,886,585.86	5,628,953.04	0.00	18,122,669.10	5,410,872.56	6,757,302.05	5,665,203.50	0.00	17,833,378.11	0.00	11,592,330.90	0.00	289,290.99	
MOOE		23,462,000.00	0.00	23,462,000.00	23,462,000.00	0.00	0.00	0.00	23,462,000.00	2,636,956.04	7,225,813.85	3,186,678.13	0.00	13,049,448.02	2,509,428.58	7,314,014.61	3,187,019.32	0.00	13,010,462.51	0.00	10,412,551.98	0.00	38,985.51	
FinEx (if Applicable)		0.00	0.00	0.00	0.00	0.00	0.00	0.00	0.00	0.00	0.00	0.00	0.00	0.00	0.00	0.00	0.00	0.00	0.00	0.00	0.00	0.00	0.00	
CO		2,750,000.00	0.00	2,750,000.00	2,750,000.00	0.00	0.00	0.00	2,750,000.00	413,000.00	1,000,000.00	807,500.00	0.00	2,220,500.00	413,000.00	1,000,000.00	807,500.00	0.00	2,220,500.00	0.00	529,500.00	0.00	0.00	
Sub-Total, I. Agency Specific Budget		<b>2,833,322,000.00</b>	<b>0.00</b>	<b>2,833,322,000.00</b>	<b>2,833,322,000.00</b>	<b>0.00</b>	<b>0.00</b>	<b>0.00</b>	<b>2,833,322,000.00</b>	<b>430,213,416.62</b>	<b>1,023,193,459.01</b>	<b>820,473,586.48</b>	<b>0.00</b>	<b>2,273,890,462.11</b>	<b>429,599,806.27</b>	<b>1,023,200,679.67</b>	<b>820,601,502.37</b>	<b>0.00</b>	<b>2,273,401,988.31</b>	<b>0.00</b>	<b>559,441,537.89</b>	<b>0.00</b>	<b>478,473.80</b>	
PS		43,179,000.00	0.00	43,179,000.00	43,179,000.00	0.00	0.00	0.00	43,179,000.00	8,621,586.35	11,041,074.34	8,340,262.57	0.00	28,002,923.26	8,314,044.29	10,843,003.72	8,424,820.51	0.00	27,581,868.52	0.00	15,176,076.74	0.00	421,054.74	
MOOE		40,132,000.00	0.00	40,132,000.00	40,132,000.00	0.00	0.00	0.00	40,132,000.00	8,591,830.27	12,152,384.67	4,627,023.91	0.00	25,371,238.85	8,285,761.98	12,357,675.95	4,670,381.86	0.00	25,313,819.79	0.00	14,760,761.15	0.00	57,419.06	
FinEx (if Applicable)		11,000.00	0.00	11,000.00	11,000.00	0.00	0.00	0.00	11,000.00	0.00	0.00	6,300.00	0.00	6,300.00	0.00	0.00	6,300.00	0.00	6,300.00	0.00	4,700.00	0.00	0.00	
CO		2,750,000.00	0.00	2,750,000.00	2,750,000.00	0.00	0.00	0.00	2,750,000.00	413,000.00	1,000,000.00	807,500.00	0.00	2,220,500.00	413,000.00	1,000,000.00	807,500.00	0.00	2,220,500.00	0.00	529,500.00	0.00	0.00	



**STATEMENT OF APPROPRIATIONS, ALLOTMENTS, OBLIGATIONS, DISBURSEMENTS AND BALANCES**  
As at the Quarter Ending September 30, 2023

Department : Department of Agriculture (DA)  
 Agency/Entity : Agricultural Credit Policy Council  
 Operating Unit : < not applicable >  
 Organization Code (UACS) : 05 002 0000000  
 Fund Cluster : 01 - Regular Agency Fund

	Current Year Appropriations
	Supplemental Appropriations
X	Continuing Appropriations

(e.g. UACS Fund Cluster: 01-Regular Agency Fund, 02-Foreign Assisted Projects Fund, 03-Special Account-Locally Funded/Domestic Grants Fund, and 04-Special Account-Foreign Assisted/Foreign Grants Fund)


Particulars	UACS CODE	Appropriations				Allotments		Current Year Obligations							Current Year Disbursements					Balances			
		Authorized Appropriations	Adjustments (Transfer To/From, Modifications/Augmentations)	Adjusted Appropriations	Adjustments (Reductions, Modifications/Augmentations)	Allotments Received	Transfer To	Transfer From	Adjusted Allotments	1st Quarter Ending March 31	2nd Quarter Ending June 30	3rd Quarter Ending September 30	4th Quarter Ending December 31	Total	1st Quarter Ending March 31	2nd Quarter Ending June 30	3rd Quarter Ending September 30	4th Quarter Ending December 31	Total	Unreleased Appropriations	Unobligated Allotments	Unpaid Obligations (15-20)=(23+24)	
1	2	3	4	5=(3+4)	6	8	9	10=(8+7)-9+9	11	12	13	14	15=(11+12+13+14)	16	17	18	19	20=(16+17+18+19)	21=(5-10)	22=(10-15)	23	24	
<b>I. Agency Specific Budget</b>		<b>23,124.99</b>	<b>0.00</b>	<b>23,124.99</b>	<b>23,124.99</b>	<b>0.00</b>	<b>0.00</b>	<b>0.00</b>	<b>23,124.99</b>	<b>0.00</b>	<b>0.00</b>	<b>0.00</b>	<b>0.00</b>	<b>0.00</b>	<b>0.00</b>	<b>0.00</b>	<b>0.00</b>	<b>0.00</b>	<b>0.00</b>	<b>0.00</b>	<b>0.00</b>	<b>0.00</b>	
General Administration and Support	1000000000000000	5,000.00	0.00	5,000.00	5,000.00	0.00	0.00	0.00	5,000.00	0.00	0.00	0.00	0.00	0.00	0.00	0.00	0.00	0.00	0.00	0.00	0.00	0.00	
General management and supervision	100000100001000	5,000.00	0.00	5,000.00	5,000.00	0.00	0.00	0.00	5,000.00	0.00	0.00	0.00	0.00	0.00	0.00	0.00	0.00	0.00	0.00	0.00	0.00	0.00	
FinEx		5,000.00	0.00	5,000.00	5,000.00	0.00	0.00	0.00	5,000.00	0.00	0.00	0.00	0.00	0.00	0.00	0.00	0.00	0.00	0.00	0.00	0.00	0.00	
Sub-Total, General Administration and Support		5,000.00	0.00	5,000.00	5,000.00	0.00	0.00	0.00	5,000.00	0.00	0.00	0.00	0.00	0.00	0.00	0.00	0.00	0.00	0.00	0.00	0.00	0.00	
PS		0.00	0.00	0.00	0.00	0.00	0.00	0.00	0.00	0.00	0.00	0.00	0.00	0.00	0.00	0.00	0.00	0.00	0.00	0.00	0.00	0.00	
MOOE		0.00	0.00	0.00	0.00	0.00	0.00	0.00	0.00	0.00	0.00	0.00	0.00	0.00	0.00	0.00	0.00	0.00	0.00	0.00	0.00	0.00	
FinEx (if Applicable)		5,000.00	0.00	5,000.00	5,000.00	0.00	0.00	0.00	5,000.00	0.00	0.00	0.00	0.00	0.00	0.00	0.00	0.00	0.00	0.00	0.00	0.00	0.00	
CO		0.00	0.00	0.00	0.00	0.00	0.00	0.00	0.00	0.00	0.00	0.00	0.00	0.00	0.00	0.00	0.00	0.00	0.00	0.00	0.00	0.00	
Operations	3000000000000000	18,124.99	0.00	18,124.99	18,124.99	0.00	0.00	0.00	18,124.99	0.00	0.00	0.00	0.00	0.00	0.00	0.00	0.00	0.00	0.00	0.00	0.00	0.00	
OO : Access of Small Farmers and Fisherfolk to formal credit under the ACPC Agro-Industry Modernization Credit and Financing Program increased		18,124.99	0.00	18,124.99	18,124.99	0.00	0.00	0.00	18,124.99	0.00	0.00	0.00	0.00	0.00	0.00	0.00	0.00	0.00	0.00	0.00	0.00	0.00	
AGRICULTURAL CREDIT PROGRAM		18,124.99	0.00	18,124.99	18,124.99	0.00	0.00	0.00	18,124.99	0.00	0.00	0.00	0.00	0.00	0.00	0.00	0.00	0.00	0.00	0.00	0.00	0.00	
Agro-Industry Modernization Credit and Financing Program (AMCFP) Administration	310100100001000	368.91	0.00	368.91	368.91	0.00	0.00	0.00	368.91	0.00	0.00	0.00	0.00	0.00	0.00	0.00	0.00	0.00	0.00	0.00	0.00	0.00	
MOOE		368.91	0.00	368.91	368.91	0.00	0.00	0.00	368.91	0.00	0.00	0.00	0.00	0.00	0.00	0.00	0.00	0.00	0.00	0.00	0.00	0.00	
Policy formulation, research and advocacy, monitoring and evaluation of credit policies, plans and programs and capacity building	310100100002000	17,756.08	0.00	17,756.08	17,756.08	0.00	0.00	0.00	17,756.08	0.00	0.00	0.00	0.00	0.00	0.00	0.00	0.00	0.00	0.00	0.00	0.00	0.00	
MOOE		1,030.07	0.00	1,030.07	1,030.07	0.00	0.00	0.00	1,030.07	0.00	0.00	0.00	0.00	0.00	0.00	0.00	0.00	0.00	0.00	0.00	0.00	0.00	
CO		16,726.01	0.00	16,726.01	16,726.01	0.00	0.00	0.00	16,726.01	0.00	0.00	0.00	0.00	0.00	0.00	0.00	0.00	0.00	0.00	0.00	0.00	0.00	
Sub-Total, Operations		18,124.99	0.00	18,124.99	18,124.99	0.00	0.00	0.00	18,124.99	0.00	0.00	0.00	0.00	0.00	0.00	0.00	0.00	0.00	0.00	0.00	0.00	0.00	
PS		0.00	0.00	0.00	0.00	0.00	0.00	0.00	0.00	0.00	0.00	0.00	0.00	0.00	0.00	0.00	0.00	0.00	0.00	0.00	0.00	0.00	
MOOE		1,398.98	0.00	1,398.98	1,398.98	0.00	0.00	0.00	1,398.98	0.00	0.00	0.00	0.00	0.00	0.00	0.00	0.00	0.00	0.00	0.00	0.00	0.00	
FinEx (if Applicable)		0.00	0.00	0.00	0.00	0.00	0.00	0.00	0.00	0.00	0.00	0.00	0.00	0.00	0.00	0.00	0.00	0.00	0.00	0.00	0.00	0.00	
CO		16,726.01	0.00	16,726.01	16,726.01	0.00	0.00	0.00	16,726.01	0.00	0.00	0.00	0.00	0.00	0.00	0.00	0.00	0.00	0.00	0.00	0.00	0.00	
<b>Sub-Total, I. Agency Specific Budget</b>		<b>23,124.99</b>	<b>0.00</b>	<b>23,124.99</b>	<b>23,124.99</b>	<b>0.00</b>	<b>0.00</b>	<b>0.00</b>	<b>23,124.99</b>	<b>0.00</b>	<b>0.00</b>	<b>0.00</b>	<b>0.00</b>	<b>0.00</b>	<b>0.00</b>	<b>0.00</b>	<b>0.00</b>	<b>0.00</b>	<b>0.00</b>	<b>0.00</b>	<b>0.00</b>	<b>0.00</b>	
PS		0.00	0.00	0.00	0.00	0.00	0.00	0.00	0.00	0.00	0.00	0.00	0.00	0.00	0.00	0.00	0.00	0.00	0.00	0.00	0.00	0.00	
MOOE		1,398.98	0.00	1,398.98	1,398.98	0.00	0.00	0.00	1,398.98	0.00	0.00	0.00	0.00	0.00	0.00	0.00	0.00	0.00	0.00	0.00	0.00	0.00	
FinEx (if Applicable)		5,000.00	0.00	5,000.00	5,000.00	0.00	0.00	0.00	5,000.00	0.00	0.00	0.00	0.00	0.00	0.00	0.00	0.00	0.00	0.00	0.00	0.00	0.00	
CO		16,726.01	0.00	16,726.01	16,726.01	0.00	0.00	0.00	16,726.01	0.00	0.00	0.00	0.00	0.00	0.00	0.00	0.00	0.00	0.00	0.00	0.00	0.00	
<b>GRAND TOTAL</b>		<b>23,124.99</b>	<b>0.00</b>	<b>23,124.99</b>	<b>23,124.99</b>	<b>0.00</b>	<b>0.00</b>	<b>0.00</b>	<b>23,124.99</b>	<b>0.00</b>	<b>0.00</b>	<b>0.00</b>	<b>0.00</b>	<b>0.00</b>	<b>0.00</b>	<b>0.00</b>	<b>0.00</b>	<b>0.00</b>	<b>0.00</b>	<b>0.00</b>	<b>0.00</b>	<b>0.00</b>	
PS		0.00	0.00	0.00	0.00	0.00	0.00	0.00	0.00	0.00	0.00	0.00	0.00	0.00	0.00	0.00	0.00	0.00	0.00	0.00	0.00	0.00	
MOOE		1,398.98	0.00	1,398.98	1,398.98	0.00	0.00	0.00	1,398.98	0.00	0.00	0.00	0.00	0.00	0.00	0.00	0.00	0.00	0.00	0.00	0.00	0.00	
FinEx (if Applicable)		5,000.00	0.00	5,000.00	5,000.00	0.00	0.00	0.00	5,000.00	0.00	0.00	0.00	0.00	0.00	0.00	0.00	0.00	0.00	0.00	0.00	0.00	0.00	
CO		16,726.01	0.00	16,726.01	16,726.01	0.00	0.00	0.00	16,726.01	0.00	0.00	0.00	0.00	0.00	0.00	0.00	0.00	0.00	0.00	0.00	0.00	0.00	
<b>Recapitulation by OO:</b>																							
I Agency Specific Budget		18,124.99	0.00	18,124.99	18,124.99	0.00	0.00	0.00	18,124.99	0.00	0.00	0.00	0.00	0.00	0.00	0.00	0.00	0.00	0.00	0.00	0.00	0.00	
AGRICULTURAL CREDIT PROGRAM		18,124.99	0.00	18,124.99	18,124.99	0.00	0.00	0.00	18,124.99	0.00	0.00	0.00	0.00	0.00	0.00	0.00	0.00	0.00	0.00	0.00	0.00	0.00	


Certified Correct:


Certified Correct:

Recommending Approval By:

Approved By:

  
Juliana Orobia (Oct 27, 2023 11:22 GMT+8)  
 JULIANA R. OROBIA

  
(Oct 27, 2023 11:55 GMT+8)  
 CYNTHIA G. POLICOS

  
Jonathan Giray (Oct 27, 2023 12:48 GMT+8)  
 JONATHAN S. GIRAY

  
JOCELYN ALMA R. BADIOLA

BUDGET OFFICER II  
 Date: October 24, 2023 11:15 AM

CHEF ADMINISTRATIVE OFFICER  
 Date: October 24, 2023 11:15 AM

DIRECTOR II  
 Date: October 24, 2023 11:15 AM

EXECUTIVE DIRECTOR  
 Date: October 24, 2023 01:54 PM