

QUARTERLY PHYSICAL REPORT OF OPERATION

As of September 30, 2025

Department : Department of Agriculture (DA)  
 Agency/Entity : Agricultural Credit Policy Council  
 Operating Unit : < not applicable >  
 Organization Code (UACS) : 05 002 0000000

Particulars	UACS CODE	Physical Target (Budget Year)					Physical Accomplishment (Budget Year)					Variance as of September 30, 2025	Remarks
		1st Quarter	2nd Quarter	3rd Quarter	4th Quarter	Total	1st Quarter	2nd Quarter	3rd Quarter	4th Quarter	Total		
1	2	3	4	5	6	7 (3+4+5+6)	8	9	10	11	12 (8+9+10+11)	13 (12-3-4-5)	14
<b>AGRICULTURAL CREDIT PROGRAM</b>	<b>31010000 0000000</b>												
OO : Access of Small Farmers and Fisherfolk to formal credit under the ACPC Agro-Industry Modernization Credit and Financing Program increased													
<b>Outcome Indicator(s)</b>													
1. Percentage increase of borrowers obtaining loans from formal sources:													
a. small farmers (3 hectares and below)					2% in 2 years	2% in 2 years							The indicators are monitored/updated by the ACPC through the conduct of a nationwide survey of small farmers and fisherfolk, every 3 years. The current round of survey is ongoing, results are expected to be out by the last quarter of 2025.
b. small fisherfolk (3 tons and below)					2% in 2 years	2% in 2 years							The indicators are monitored/updated by the ACPC through the conduct of a nationwide survey of small farmers and fisherfolk, every 3 years. The current round of survey is ongoing, results are expected to be out by the last quarter of 2025.
2. Repayment rate (loans collected/loans matured)					85-95%	85-95%							Repayment rate is reported by the end of the year
<b>Output Indicator(s)</b>													
Amount of loans granted to credit retailers/lenders and to end-borrowers:													
1. Credit retailers/lenders (PM) (Amount of Credit Fund transferred to the Partner Lending Conduits [PLC])		410.00	1,000.00	840.00	500.00	2,750.00	410.00	1,004.00	854.00		2,268.00	18.00	The target was achieved, with ₱2,268 million credit fund released to PLCs against the ₱2,250 million credit fund target.

This report was generated using the Unified Reporting System; Status : PENDING; Date Printed : October 29, 2025 1:12 PM; Date of initial submission : ; Date of final submission :

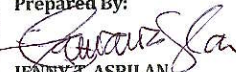
QUARTERLY PHYSICAL REPORT OF OPERATION

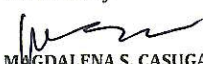
As of September 30, 2025


Department : Department of Agriculture (DA)  
 Agency/Entity : Agricultural Credit Policy Council  
 Operating Unit : < not applicable >  
 Organization Code (UACS) : 05 002 0000000


Particulars	UACS CODE	Physical Target (Budget Year)					Physical Accomplishment (Budget Year)					Variance as of September 30, 2025	Remarks
		1st Quarte	2nd Quarter	3rd Quarte	4th Quarte	Total	1st Quarte	2nd Quarter	3rd Quarte	4th Quarte	Total		
1	2	3	4	5	6	7 (3+4+5+6)	8	9	10	11	12 (8+9+10+11)	13 (12-3-4-5)	14
<b>AGRICULTURAL CREDIT PROGRAM</b>	<b>31010000 0000000</b>												
2. End-borrowers (PM) (Amount of loans disbursed by PLCs to small farmers and fisherfolks)		48.75	397.88	819.63	686.25	1,952.50	71.19	151.10	570.06		792.35	-473.91	The review of program procedures and policies to introduce operational enhancements and improve implementation efficiency, along with the subsequent implementation of necessary adjustments, affected the timely execution of program activities and targets.
3. Number of credit program orientations and credit matching seminars and workshops conducted		6	8	10	8	32	9	9	7		25	1.00	The overachievement of the target for credit program orientations and credit matching activities resulted from ACPC's proactive participation in various in-person events and promotional platforms. A key highlight was the successful conduct of ACPC's first Agri Credit Ugnayan in the Bicol Region, which further strengthened partnerships and enhanced collaboration with local stakeholders. Moreover, ACPC maximized its participation in activities organized by the Department of Agriculture and other government agencies to conduct program orientations and broaden program visibility and reach
4. Number of farmers and fisherfolk organizations provided with institutional capacity building assistance		3	4	3	2	12	5	9	10		24	14.00	The target number of organizations assisted was surpassed through the support of the DA RFOs, which identified, organized, and facilitated financial literacy training under the ACPC Kita Mo Na! Financial Literacy Program.

This report was generated using the Unified Reporting System; Status : PENDING; Date Printed : October 29, 2025 1:12 PM; Date of initial submission : ; Date of final submission :

**Prepared By:**  
  
**JERNNY T. ASPILAN**  
 Project Development Officer V  
 Policy and Planning Division  
 Date:

**Reviewed by:**  
  
**MAGDALENA S. CASUGA**  
 Director II  
 Policy Research and Planning Staff  
 Date:

**In coordination with:**  
  
**JONATHAN S. GIRAY**  
 Director II  
 Financial and Management Staff  
 Date:

**Approved By:**  
  
**RALLEN O. VERDADERO**  
 Executive Director  
 Date: