

STATEMENT OF APPROPRIATIONS, ALLOTMENTS, OBLIGATIONS, DISBURSEMENTS AND BALANCES  
As at the Quarter Ending June 30, 2025

Department : Department of Agriculture (DA)  
Agency/Entity : Agricultural Credit Policy Council  
Operating Unit : < not applicable >  
Organization Code : 05 002 0000000  
Fund Cluster : 01 - Regular Agency Fund  
(e.g. UACS Fund Cluster: 01-Regular Agency Fund, 02-Foreign Assisted Projects Fund, 03-Special Account-Locally Funded/Domestic Grants Fund, and 04-Special Account-Foreign Assisted/Foreign Grants Fund)

|   |                             |
|---|-----------------------------|
| X | Current Year Appropriations |
|   | Supplemental Appropriations |
|   | Continuing Appropriations   |


| Particulars  | UACS CODE        | Appropriations            |  |                         | Allotments              |   |             | Current Year Obligations |                         |                             |                            |                                 | Current Year Disbursements     |                         |                             |                            | Balances                        |                                |                         |                           |                         |                    |                            |
|--|------------------|---------------------------|--|-------------------------|-------------------------|---|-------------|--------------------------|-------------------------|-----------------------------|----------------------------|---------------------------------|--------------------------------|-------------------------|-----------------------------|----------------------------|---------------------------------|--------------------------------|-------------------------|---------------------------|-------------------------|--------------------|----------------------------|
|  |                  | Authorized Appropriations | Adjustments (Transfer To/From, Modifications/) | Adjusted Appropriations | Allotments Received     | Adjustments (Reductions, Modifications/ Augmentations/) | Transfer To | Transfer From            | Adjusted Allotments     | 1st Quarter Ending March 31 | 2nd Quarter Ending June 30 | 3rd Quarter Ending September 30 | 4th Quarter Ending December 31 | Total                   | 1st Quarter Ending March 31 | 2nd Quarter Ending June 30 | 3rd Quarter Ending September 30 | 4th Quarter Ending December 31 | Total                   | Unreleased Appropriations | Unobligated Allotments  | Due and Demandable | Not Yet Due and Demandable |
| 1  | 2                | 3                         | 4  | 5=(3+4)                 | 6                       | 7   | 8           | 9                        | 10=(6+(-)-7)-8-9        | 11                          | 12                         | 13                              | 14                             | 15=(11+12+13+14)        | 16                          | 17                         | 18                              | 19                             | 20=(16+17+18+19)        | 21                        | 22                      | 23                 | 24                         |
| <b>I. Agency Specific Budget</b>   |                  | <b>2,860,974,000.00</b>   | <b>0.00</b>                                    | <b>2,860,974,000.00</b> | <b>2,860,974,000.00</b> | <b>0.00</b>   | <b>0.00</b> | <b>0.00</b>              | <b>2,860,974,000.00</b> | <b>431,946,784.60</b>       | <b>1,031,021,508.36</b>    | <b>0.00</b>                     | <b>0.00</b>                    | <b>1,462,968,292.96</b> | <b>431,012,434.78</b>       | <b>1,031,086,510.89</b>    | <b>0.00</b>                     | <b>0.00</b>                    | <b>1,462,098,945.67</b> | <b>0.00</b>               | <b>1,398,005,707.04</b> | <b>0.00</b>        | <b>869,347.29</b>          |
| General Administration and Support   | 1000000000000000 | 31,236,000.00             | 0.00   | 31,236,000.00           | 31,236,000.00           | 0.00  | 0.00        | 0.00                     | 31,236,000.00           | 7,356,719.61                | 8,380,988.89               | 0.00                            | 0.00                           | 15,737,708.50           | 7,127,060.44                | 8,359,010.37               | 0.00                            | 0.00                           | 15,486,070.81           | 0.00                      | 15,498,291.50           | 0.00               | 251,637.69                 |
| General management and supervision   | 100000100001000  | 31,236,000.00             | 0.00   | 31,236,000.00           | 31,236,000.00           | 0.00  | 0.00        | 0.00                     | 31,236,000.00           | 7,356,719.61                | 8,380,988.89               | 0.00                            | 0.00                           | 15,737,708.50           | 7,127,060.44                | 8,359,010.37               | 0.00                            | 0.00                           | 15,486,070.81           | 0.00                      | 15,498,291.50           | 0.00               | 251,637.69                 |
| PS   |                  | 13,949,000.00             | 0.00   | 13,949,000.00           | 13,949,000.00           | 0.00  | 0.00        | 0.00                     | 13,949,000.00           | 2,369,985.02                | 2,486,577.33               | 0.00                            | 0.00                           | 4,856,562.35            | 2,262,100.64                | 2,523,634.91               | 0.00                            | 0.00                           | 4,725,735.55            | 0.00                      | 9,092,437.63            | 0.00               | 130,826.80                 |
| MOOE   |                  | 17,287,000.00             | 0.00   | 17,287,000.00           | 17,287,000.00           | 0.00  | 0.00        | 0.00                     | 17,287,000.00           | 4,986,734.59                | 5,894,411.56               | 0.00                            | 0.00                           | 10,881,146.15           | 4,824,919.80                | 5,835,375.46               | 0.00                            | 0.00                           | 10,760,335.26           | 0.00                      | 6,405,853.85            | 0.00               | 120,810.89                 |
| Sub-Total, General Administration and Support  |                  | 31,236,000.00             | 0.00   | 31,236,000.00           | 31,236,000.00           | 0.00  | 0.00        | 0.00                     | 31,236,000.00           | 7,356,719.61                | 8,380,988.89               | 0.00                            | 0.00                           | 15,737,708.50           | 7,127,060.44                | 8,359,010.37               | 0.00                            | 0.00                           | 15,486,070.81           | 0.00                      | 15,498,291.50           | 0.00               | 251,637.69                 |
| PS   |                  | 13,949,000.00             | 0.00   | 13,949,000.00           | 13,949,000.00           | 0.00  | 0.00        | 0.00                     | 13,949,000.00           | 2,369,985.02                | 2,486,577.33               | 0.00                            | 0.00                           | 4,856,562.35            | 2,262,100.64                | 2,523,634.91               | 0.00                            | 0.00                           | 4,725,735.55            | 0.00                      | 9,092,437.63            | 0.00               | 130,826.80                 |
| MOOE   |                  | 17,287,000.00             | 0.00   | 17,287,000.00           | 17,287,000.00           | 0.00  | 0.00        | 0.00                     | 17,287,000.00           | 4,986,734.59                | 5,894,411.56               | 0.00                            | 0.00                           | 10,881,146.15           | 4,824,919.80                | 5,835,375.46               | 0.00                            | 0.00                           | 10,760,335.26           | 0.00                      | 6,405,853.85            | 0.00               | 120,810.89                 |
| Operations   | 3000000000000000 | 2,829,738,000.00          | 0.00   | 2,829,738,000.00        | 2,829,738,000.00        | 0.00  | 0.00        | 0.00                     | 2,829,738,000.00        | 424,530,064.99              | 1,022,640,519.47           | 0.00                            | 0.00                           | 1,447,230,584.46        | 423,885,374.34              | 1,022,727,500.52           | 0.00                            | 0.00                           | 1,446,612,874.86        | 0.00                      | 1,382,507,415.54        | 0.00               | 617,709.60                 |
| OO - Access of Small Farmers and Fishermen to formal credit under the ACPIC Agro-Industry Modernization Credit and Financing Program increased |                  | 2,829,738,000.00          | 0.00   | 2,829,738,000.00        | 2,829,738,000.00        | 0.00  | 0.00        | 0.00                     | 2,829,738,000.00        | 424,530,064.99              | 1,022,640,519.47           | 0.00                            | 0.00                           | 1,447,230,584.46        | 423,885,374.34              | 1,022,727,500.52           | 0.00                            | 0.00                           | 1,446,612,874.86        | 0.00                      | 1,382,507,415.54        | 0.00               | 617,709.60                 |
| AGRICULTURAL CREDIT PROGRAM  |                  | 2,829,738,000.00          | 0.00   | 2,829,738,000.00        | 2,829,738,000.00        | 0.00  | 0.00        | 0.00                     | 2,829,738,000.00        | 424,530,064.99              | 1,022,640,519.47           | 0.00                            | 0.00                           | 1,447,230,584.46        | 423,885,374.34              | 1,022,727,500.52           | 0.00                            | 0.00                           | 1,446,612,874.86        | 0.00                      | 1,382,507,415.54        | 0.00               | 617,709.60                 |
| Agro-Industry Modernization Credit and Financing Program (AMCFP) Administration  | 310100100001000  | 2,771,820,000.00          | 0.00   | 2,771,820,000.00        | 2,771,820,000.00        | 0.00  | 0.00        | 0.00                     | 2,771,820,000.00        | 414,966,911.28              | 1,010,487,458.75           | 0.00                            | 0.00                           | 1,425,454,370.03        | 414,770,447.47              | 1,010,524,410.25           | 0.00                            | 0.00                           | 1,425,294,857.72        | 0.00                      | 1,346,365,629.97        | 0.00               | 159,512.31                 |
| PS   |                  | 12,685,000.00             | 0.00   | 12,685,000.00           | 12,685,000.00           | 0.00  | 0.00        | 0.00                     | 12,685,000.00           | 2,730,591.66                | 3,307,411.79               | 0.00                            | 0.00                           | 6,098,003.45            | 2,627,602.85                | 3,331,878.29               | 0.00                            | 0.00                           | 5,969,567.14            | 0.00                      | 6,786,996.53            | 0.00               | 138,436.31                 |
| MOOE   |                  | 8,935,000.00              | 0.00   | 8,935,000.00            | 8,935,000.00            | 0.00  | 0.00        | 0.00                     | 8,935,000.00            | 2,176,319.62                | 3,180,046.96               | 0.00                            | 0.00                           | 5,356,366.58            | 2,242,738.62                | 3,192,531.96               | 0.00                            | 0.00                           | 5,335,290.58            | 0.00                      | 3,578,633.42            | 0.00               | 21,076.00                  |
| CO   |                  | 2,750,000.00              | 0.00   | 2,750,000.00            | 2,750,000.00            | 0.00  | 0.00        | 0.00                     | 2,750,000.00            | 410,000.00                  | 1,004,000.00               | 0.00                            | 0.00                           | 1,414,000.00            | 410,000.00                  | 1,004,000.00               | 0.00                            | 0.00                           | 1,414,000.00            | 0.00                      | 1,386,000.00            | 0.00               | 0.00                       |
| Policy formulation, research and advocacy, monitoring and evaluation of credit policies, plans and programs and capacity building              | 310100100002000  | 57,918,000.00             | 0.00   | 57,918,000.00           | 57,918,000.00           | 0.00  | 0.00        | 0.00                     | 57,918,000.00           | 9,623,153.71                | 12,153,060.72              | 0.00                            | 0.00                           | 21,776,214.43           | 9,114,926.87                | 12,203,000.27              | 0.00                            | 0.00                           | 21,318,017.14           | 0.00                      | 35,141,785.57           | 0.00               | 458,197.29                 |
| PS   |                  | 14,879,000.00             | 0.00   | 14,879,000.00           | 14,879,000.00           | 0.00  | 0.00        | 0.00                     | 14,879,000.00           | 4,026,193.74                | 4,855,525.87               | 0.00                            | 0.00                           | 8,881,719.61            | 3,759,387.51                | 4,854,260.64               | 0.00                            | 0.00                           | 8,612,648.15            | 0.00                      | 5,997,280.39            | 0.00               | 269,071.46                 |
| MOOE   |                  | 43,039,000.00             | 0.00   | 43,039,000.00           | 43,039,000.00           | 0.00  | 0.00        | 0.00                     | 43,039,000.00           | 5,596,959.97                | 7,297,534.85               | 0.00                            | 0.00                           | 12,894,494.82           | 5,355,539.35                | 7,349,829.63               | 0.00                            | 0.00                           | 12,705,368.99           | 0.00                      | 30,144,505.18           | 0.00               | 189,125.83                 |
| Sub-Total, Operations  |                  | 2,829,738,000.00          | 0.00   | 2,829,738,000.00        | 2,829,738,000.00        | 0.00  | 0.00        | 0.00                     | 2,829,738,000.00        | 424,530,064.99              | 1,022,640,519.47           | 0.00                            | 0.00                           | 1,447,230,584.46        | 423,885,374.34              | 1,022,727,500.52           | 0.00                            | 0.00                           | 1,446,612,874.86        | 0.00                      | 1,382,507,415.54        | 0.00               | 617,709.60                 |
| PS   |                  | 27,764,000.00             | 0.00   | 27,764,000.00           | 27,764,000.00           | 0.00  | 0.00        | 0.00                     | 27,764,000.00           | 6,816,785.40                | 8,162,937.66               | 0.00                            | 0.00                           | 14,979,723.06           | 6,387,076.35                | 8,185,138.93               | 0.00                            | 0.00                           | 14,572,215.29           | 0.00                      | 12,784,276.94           | 0.00               | 407,507.77                 |
| MOOE   |                  | 51,974,000.00             | 0.00   | 51,974,000.00           | 51,974,000.00           | 0.00  | 0.00        | 0.00                     | 51,974,000.00           | 7,773,279.59                | 10,477,581.81              | 0.00                            | 0.00                           | 18,250,861.40           | 7,426,297.98                | 10,542,361.59              | 0.00                            | 0.00                           | 18,040,659.57           | 0.00                      | 33,231,138.60           | 0.00               | 210,201.83                 |
| CO   |                  | 2,750,000.00              | 0.00   | 2,750,000.00            | 2,750,000.00            | 0.00  | 0.00        | 0.00                     | 2,750,000.00            | 410,000.00                  | 1,004,000.00               | 0.00                            | 0.00                           | 1,414,000.00            | 410,000.00                  | 1,004,000.00               | 0.00                            | 0.00                           | 1,414,000.00            | 0.00                      | 1,386,000.00            | 0.00               | 0.00                       |
| Sub-Total, I. Agency Specific Budget   |                  | <b>2,860,974,000.00</b>   | <b>0.00</b>                                    | <b>2,860,974,000.00</b> | <b>2,860,974,000.00</b> | <b>0.00</b>   | <b>0.00</b> | <b>0.00</b>              | <b>2,860,974,000.00</b> | <b>431,946,784.60</b>       | <b>1,031,021,508.36</b>    | <b>0.00</b>                     | <b>0.00</b>                    | <b>1,462,968,292.96</b> | <b>431,012,434.78</b>       | <b>1,031,086,510.89</b>    | <b>0.00</b>                     | <b>0.00</b>                    | <b>1,462,098,945.67</b> | <b>0.00</b>               | <b>1,398,005,707.04</b> | <b>0.00</b>        | <b>869,347.29</b>          |
| PS   |                  | 41,713,000.00             | 0.00   | 41,713,000.00           | 41,713,000.00           | 0.00  | 0.00        | 0.00                     | 41,713,000.00           | 9,186,770.42                | 10,645,514.99              | 0.00                            | 0.00                           | 19,832,285.41           | 8,580,177.00                | 10,708,773.84              | 0.00                            | 0.00                           | 19,297,950.84           | 0.00                      | 21,876,214.53           | 0.00               | 538,334.57                 |
| MOOE   |                  | 69,261,000.00             | 0.00   | 69,261,000.00           | 69,261,000.00           | 0.00  | 0.00        | 0.00                     | 69,261,000.00           | 13,760,014.18               | 16,371,993.37              | 0.00                            | 0.00                           | 29,132,007.55           | 12,423,257.28               | 16,377,337.63              | 0.00                            | 0.00                           | 28,800,394.83           | 0.00                      | 40,128,992.45           | 0.00               | 331,012.72                 |
| CO   |                  | 2,750,000.00              | 0.00   | 2,750,000.00            | 2,750,000.00            | 0.00  | 0.00        | 0.00                     | 2,750,000.00            | 410,000.00                  | 1,004,000.00               | 0.00                            | 0.00                           | 1,414,000.00            | 410,000.00                  | 1,004,000.00               | 0.00                            | 0.00                           | 1,414,000.00            | 0.00                      | 1,386,000.00            | 0.00               | 0.00                       |
| <b>II. Automatic Appropriations</b>  |                  | <b>3,697,000.00</b>       | <b>310,000.00</b>                              | <b>4,007,000.00</b>     | <b>4,007,000.00</b>     | <b>0.00</b>   | <b>0.00</b> | <b>0.00</b>              | <b>4,007,000.00</b>     | <b>923,132.76</b>           | <b>898,859.28</b>          | <b>0.00</b>                     | <b>0.00</b>                    | <b>1,821,992.04</b>     | <b>923,132.76</b>           | <b>898,859.28</b>          | <b>0.00</b>                     | <b>0.00</b>                    | <b>1,821,992.04</b>     | <b>0.00</b>               | <b>2,185,007.96</b>     | <b>0.00</b>        | <b>0.00</b>                |


This report was generated using the Unified Reporting System; Status - SUBMITTED; Date Printed: July 27, 2025 1:10 AM; Date of initial submission: July 27, 2025 1:07 AM; Date of final submission: July 27, 2025 1:07 AM


Department : Department of Agriculture (DA)  
 Agency/Entity : Agricultural Credit Policy Council  
 Operating Unit : < not applicable >  
 Organization Code : 05 002 0000000  
 Fund Cluster : 01 - Regular Agency Fund  
 (e.g. UACS Fund Cluster: 01-Regular Agency Fund, 02-Foreign Assisted Projects Fund, 03-Special Account-Locally Funded/Domestic Grants Fund, and 04-Special Account-Foreign Assisted/Foreign Grants Fund)

|   |                             |
|---|-----------------------------|
| X | Current Year Appropriations |
|   | Supplemental Appropriations |
|   | Continuing Appropriations   |

| Particulars   | UACS CODE        | Appropriations            |   |                         | Allotments              |   |             |               |                         |                             | Current Year Obligations   |                                 |                                |                         | Current Year Disbursements  |                            |                                 |                                | Balances                |                           |                         |                    |                            |
|---|------------------|---------------------------|---|-------------------------|-------------------------|---|-------------|---------------|-------------------------|-----------------------------|----------------------------|---------------------------------|--------------------------------|-------------------------|-----------------------------|----------------------------|---------------------------------|--------------------------------|-------------------------|---------------------------|-------------------------|--------------------|----------------------------|
|   |                  | Authorized Appropriations | Adjustments (Transfer To/From, Modifications) | Adjusted Appropriations | Allotments Received     | Adjustments (Reductions, Modifications/Augmentations) | Transfer To | Transfer From | Adjusted Allotments     | 1st Quarter Ending March 31 | 2nd Quarter Ending June 30 | 3rd Quarter Ending September 30 | 4th Quarter Ending December 31 | Total                   | 1st Quarter Ending March 31 | 2nd Quarter Ending June 30 | 3rd Quarter Ending September 30 | 4th Quarter Ending December 31 | Total                   | Unreleased Appropriations | Unobligated Allotments  | Due and Demandable | Not Yet Due and Demandable |
| 1   | 2                | 3                         | 4   | 5=(3+4)                 | 6                       | 7   | 8           | 9             | 10=[(6+(-7))-8+9]       | 11                          | 12                         | 13                              | 14                             | 15=(11+12+13+14)        | 16                          | 17                         | 18                              | 19                             | 20=(16+17+18+19)        | 21                        | 22                      | 23                 | 24                         |
| Retirement and Life Insurance Premiums  | 102              | 3,697,000.00              | 310,000.00                                    | 4,007,000.00            | 4,007,000.00            | 0.00  | 0.00        | 0.00          | 4,007,000.00            | 923,132.76                  | 898,859.28                 | 0.00                            | 0.00                           | 1,821,992.04            | 923,132.76                  | 898,859.28                 | 0.00                            | 0.00                           | 1,821,992.04            | 0.00                      | 2,185,007.96            | 0.00               | 0.00                       |
| General Administration and Support  | 1000000000000000 | 1,211,000.00              | 310,000.00                                    | 1,521,000.00            | 1,521,000.00            | 0.00  | 0.00        | 0.00          | 1,521,000.00            | 239,676.36                  | 212,800.68                 | 0.00                            | 0.00                           | 452,477.04              | 239,676.36                  | 212,800.68                 | 0.00                            | 0.00                           | 452,477.04              | 0.00                      | 1,068,522.96            | 0.00               | 0.00                       |
| General management and supervision  | 100000100001000  | 1,211,000.00              | 310,000.00                                    | 1,521,000.00            | 1,521,000.00            | 0.00  | 0.00        | 0.00          | 1,521,000.00            | 239,676.36                  | 212,800.68                 | 0.00                            | 0.00                           | 452,477.04              | 239,676.36                  | 212,800.68                 | 0.00                            | 0.00                           | 452,477.04              | 0.00                      | 1,068,522.96            | 0.00               | 0.00                       |
| PS  |                  | 1,211,000.00              | 310,000.00                                    | 1,521,000.00            | 1,521,000.00            | 0.00  | 0.00        | 0.00          | 1,521,000.00            | 239,676.36                  | 212,800.68                 | 0.00                            | 0.00                           | 452,477.04              | 239,676.36                  | 212,800.68                 | 0.00                            | 0.00                           | 452,477.04              | 0.00                      | 1,068,522.96            | 0.00               | 0.00                       |
| <b>Sub-total, General Administration and Support</b>  |                  | <b>1,211,000.00</b>       | <b>310,000.00</b>                             | <b>1,521,000.00</b>     | <b>1,521,000.00</b>     | <b>0.00</b>   | <b>0.00</b> | <b>0.00</b>   | <b>1,521,000.00</b>     | <b>239,676.36</b>           | <b>212,800.68</b>          | <b>0.00</b>                     | <b>0.00</b>                    | <b>452,477.04</b>       | <b>239,676.36</b>           | <b>212,800.68</b>          | <b>0.00</b>                     | <b>0.00</b>                    | <b>452,477.04</b>       | <b>0.00</b>               | <b>1,068,522.96</b>     | <b>0.00</b>        | <b>0.00</b>                |
| PS  |                  | 1,211,000.00              | 310,000.00                                    | 1,521,000.00            | 1,521,000.00            | 0.00  | 0.00        | 0.00          | 1,521,000.00            | 239,676.36                  | 212,800.68                 | 0.00                            | 0.00                           | 452,477.04              | 239,676.36                  | 212,800.68                 | 0.00                            | 0.00                           | 452,477.04              | 0.00                      | 1,068,522.96            | 0.00               | 0.00                       |
| Operations  | 3000000000000000 | 2,486,000.00              | 0.00  | 2,486,000.00            | 2,486,000.00            | 0.00  | 0.00        | 0.00          | 2,486,000.00            | 683,456.40                  | 686,058.60                 | 0.00                            | 0.00                           | 1,369,515.00            | 683,456.40                  | 686,058.60                 | 0.00                            | 0.00                           | 1,369,515.00            | 0.00                      | 1,116,485.00            | 0.00               | 0.00                       |
| OO - Access of Small Farmers and Fisherfolk to formal credit under the ACPIC Agro Industry Modernization Credit and Financing Program increased |                  | 2,486,000.00              | 0.00  | 2,486,000.00            | 2,486,000.00            | 0.00  | 0.00        | 0.00          | 2,486,000.00            | 683,456.40                  | 686,058.60                 | 0.00                            | 0.00                           | 1,369,515.00            | 683,456.40                  | 686,058.60                 | 0.00                            | 0.00                           | 1,369,515.00            | 0.00                      | 1,116,485.00            | 0.00               | 0.00                       |
| AGRICULTURAL CREDIT PROGRAM   |                  | 2,486,000.00              | 0.00  | 2,486,000.00            | 2,486,000.00            | 0.00  | 0.00        | 0.00          | 2,486,000.00            | 683,456.40                  | 686,058.60                 | 0.00                            | 0.00                           | 1,369,515.00            | 683,456.40                  | 686,058.60                 | 0.00                            | 0.00                           | 1,369,515.00            | 0.00                      | 1,116,485.00            | 0.00               | 0.00                       |
| Agro-Industry Modernization Credit and Financing Program (AMCFP) Administration   | 310100100001000  | 1,147,000.00              | 0.00  | 1,147,000.00            | 1,147,000.00            | 0.00  | 0.00        | 0.00          | 1,147,000.00            | 273,198.96                  | 273,198.96                 | 0.00                            | 0.00                           | 546,397.92              | 273,198.96                  | 273,198.96                 | 0.00                            | 0.00                           | 546,397.92              | 0.00                      | 600,602.08              | 0.00               | 0.00                       |
| PS  |                  | 1,147,000.00              | 0.00  | 1,147,000.00            | 1,147,000.00            | 0.00  | 0.00        | 0.00          | 1,147,000.00            | 273,198.96                  | 273,198.96                 | 0.00                            | 0.00                           | 546,397.92              | 273,198.96                  | 273,198.96                 | 0.00                            | 0.00                           | 546,397.92              | 0.00                      | 600,602.08              | 0.00               | 0.00                       |
| Policy formulation, research and advocacy, monitoring and evaluation of credit policies, plans and programs and capacity building               | 310100100002000  | 1,339,000.00              | 0.00  | 1,339,000.00            | 1,339,000.00            | 0.00  | 0.00        | 0.00          | 1,339,000.00            | 410,257.44                  | 412,859.64                 | 0.00                            | 0.00                           | 823,117.08              | 410,257.44                  | 412,859.64                 | 0.00                            | 0.00                           | 823,117.08              | 0.00                      | 515,882.92              | 0.00               | 0.00                       |
| PS  |                  | 1,339,000.00              | 0.00  | 1,339,000.00            | 1,339,000.00            | 0.00  | 0.00        | 0.00          | 1,339,000.00            | 410,257.44                  | 412,859.64                 | 0.00                            | 0.00                           | 823,117.08              | 410,257.44                  | 412,859.64                 | 0.00                            | 0.00                           | 823,117.08              | 0.00                      | 515,882.92              | 0.00               | 0.00                       |
| <b>Sub-total, Operations</b>  |                  | <b>2,486,000.00</b>       | <b>0.00</b>                                   | <b>2,486,000.00</b>     | <b>2,486,000.00</b>     | <b>0.00</b>   | <b>0.00</b> | <b>0.00</b>   | <b>2,486,000.00</b>     | <b>683,456.40</b>           | <b>686,058.60</b>          | <b>0.00</b>                     | <b>0.00</b>                    | <b>1,369,515.00</b>     | <b>683,456.40</b>           | <b>686,058.60</b>          | <b>0.00</b>                     | <b>0.00</b>                    | <b>1,369,515.00</b>     | <b>0.00</b>               | <b>1,116,485.00</b>     | <b>0.00</b>        | <b>0.00</b>                |
| PS  |                  | 2,486,000.00              | 0.00  | 2,486,000.00            | 2,486,000.00            | 0.00  | 0.00        | 0.00          | 2,486,000.00            | 683,456.40                  | 686,058.60                 | 0.00                            | 0.00                           | 1,369,515.00            | 683,456.40                  | 686,058.60                 | 0.00                            | 0.00                           | 1,369,515.00            | 0.00                      | 1,116,485.00            | 0.00               | 0.00                       |
| <b>Sub-total, II. Automatic Appropriations</b>  |                  | <b>3,697,000.00</b>       | <b>310,000.00</b>                             | <b>4,007,000.00</b>     | <b>4,007,000.00</b>     | <b>0.00</b>   | <b>0.00</b> | <b>0.00</b>   | <b>4,007,000.00</b>     | <b>923,132.76</b>           | <b>898,859.28</b>          | <b>0.00</b>                     | <b>0.00</b>                    | <b>1,821,992.04</b>     | <b>923,132.76</b>           | <b>898,859.28</b>          | <b>0.00</b>                     | <b>0.00</b>                    | <b>1,821,992.04</b>     | <b>0.00</b>               | <b>2,185,007.96</b>     | <b>0.00</b>        | <b>0.00</b>                |
| PS  |                  | 3,697,000.00              | 310,000.00                                    | 4,007,000.00            | 4,007,000.00            | 0.00  | 0.00        | 0.00          | 4,007,000.00            | 923,132.76                  | 898,859.28                 | 0.00                            | 0.00                           | 1,821,992.04            | 923,132.76                  | 898,859.28                 | 0.00                            | 0.00                           | 1,821,992.04            | 0.00                      | 2,185,007.96            | 0.00               | 0.00                       |
| III. Special Purpose Fund   |                  | 0.00                      | 5,156,787.00                                  | 5,156,787.00            | 0.00                    | 5,156,787.00  | 0.00        | 0.00          | 5,156,787.00            | 0.00                        | 211,750.67                 | 0.00                            | 0.00                           | 211,750.67              | 0.00                        | 211,750.67                 | 0.00                            | 0.00                           | 211,750.67              | 0.00                      | 4,945,036.33            | 0.00               | 0.00                       |
| Miscellaneous Personnel Benefits Fund   |                  | 0.00                      | 3,063,000.00                                  | 3,063,000.00            | 0.00                    | 3,063,000.00  | 0.00        | 0.00          | 3,063,000.00            | 0.00                        | 18,769.40                  | 0.00                            | 0.00                           | 18,769.40               | 0.00                        | 18,769.40                  | 0.00                            | 0.00                           | 18,769.40               | 0.00                      | 3,044,230.60            | 0.00               | 0.00                       |
| PS  |                  | 0.00                      | 3,063,000.00                                  | 3,063,000.00            | 0.00                    | 3,063,000.00  | 0.00        | 0.00          | 3,063,000.00            | 0.00                        | 18,769.40                  | 0.00                            | 0.00                           | 18,769.40               | 0.00                        | 18,769.40                  | 0.00                            | 0.00                           | 18,769.40               | 0.00                      | 3,044,230.60            | 0.00               | 0.00                       |
| Pension and Gratuity Fund   |                  | 0.00                      | 2,093,787.00                                  | 2,093,787.00            | 0.00                    | 2,093,787.00  | 0.00        | 0.00          | 2,093,787.00            | 0.00                        | 192,981.27                 | 0.00                            | 0.00                           | 192,981.27              | 0.00                        | 192,981.27                 | 0.00                            | 0.00                           | 192,981.27              | 0.00                      | 1,900,805.73            | 0.00               | 0.00                       |
| PS  |                  | 0.00                      | 2,093,787.00                                  | 2,093,787.00            | 0.00                    | 2,093,787.00  | 0.00        | 0.00          | 2,093,787.00            | 0.00                        | 192,981.27                 | 0.00                            | 0.00                           | 192,981.27              | 0.00                        | 192,981.27                 | 0.00                            | 0.00                           | 192,981.27              | 0.00                      | 1,900,805.73            | 0.00               | 0.00                       |
| <b>Sub-total, III. Special Purpose Fund</b>   |                  | <b>0.00</b>               | <b>5,156,787.00</b>                           | <b>5,156,787.00</b>     | <b>0.00</b>             | <b>5,156,787.00</b>                                   | <b>0.00</b> | <b>0.00</b>   | <b>5,156,787.00</b>     | <b>0.00</b>                 | <b>211,750.67</b>          | <b>0.00</b>                     | <b>0.00</b>                    | <b>211,750.67</b>       | <b>0.00</b>                 | <b>211,750.67</b>          | <b>0.00</b>                     | <b>0.00</b>                    | <b>211,750.67</b>       | <b>0.00</b>               | <b>4,945,036.33</b>     | <b>0.00</b>        | <b>0.00</b>                |
| PS  |                  | 0.00                      | 5,156,787.00                                  | 5,156,787.00            | 0.00                    | 5,156,787.00  | 0.00        | 0.00          | 5,156,787.00            | 0.00                        | 211,750.67                 | 0.00                            | 0.00                           | 211,750.67              | 0.00                        | 211,750.67                 | 0.00                            | 0.00                           | 211,750.67              | 0.00                      | 4,945,036.33            | 0.00               | 0.00                       |
| <b>GRAND TOTAL</b>  |                  | <b>2,864,671,000.00</b>   | <b>5,466,787.00</b>                           | <b>2,870,137,787.00</b> | <b>2,864,981,000.00</b> | <b>5,156,787.00</b>                                   | <b>0.00</b> | <b>0.00</b>   | <b>2,870,137,787.00</b> | <b>432,869,917.36</b>       | <b>1,032,132,118.31</b>    | <b>0.00</b>                     | <b>0.00</b>                    | <b>1,465,002,035.67</b> | <b>431,935,567.54</b>       | <b>1,032,197,120.84</b>    | <b>0.00</b>                     | <b>0.00</b>                    | <b>1,464,132,688.38</b> | <b>0.00</b>               | <b>1,405,135,751.33</b> | <b>0.00</b>        | <b>869,347.29</b>          |
| PS  |                  | 45,411,000.00             | 5,466,787.00                                  | 50,877,787.00           | 45,720,000.00           | 5,156,787.00  | 0.00        | 0.00          | 50,877,787.00           | 10,109,903.18               | 11,760,124.94              | 0.00                            | 0.00                           | 21,870,028.12           | 9,512,309.76                | 11,819,383.79              | 0.00                            | 0.00                           | 21,381,693.55           | 0.00                      | 29,006,758.88           | 0.00               | 538,334.57                 |
| MODE  |                  | 69,261,000.00             | 0.00  | 69,261,000.00           | 69,261,000.00           | 0.00  | 0.00        | 0.00          | 69,261,000.00           | 12,769,014.10               | 16,371,993.37              | 0.00                            | 0.00                           | 29,140,007.47           | 12,423,237.78               | 16,377,737.15              | 0.00                            | 0.00                           | 28,800,934.83           | 0.00                      | 40,123,992.45           | 0.00               | 331,012.72                 |
| FINEX   |                  | 0.00                      | 0.00  | 0.00                    | 0.00                    | 0.00  | 0.00        | 0.00          | 0.00                    | 0.00                        | 0.00                       | 0.00                            | 0.00                           | 0.00                    | 0.00                        | 0.00                       | 0.00                            | 0.00                           | 0.00                    | 0.00                      | 0.00                    | 0.00               | 0.00                       |
| CD  |                  | 2,750,000,000.00          | 0.00  | 2,750,000,000.00        | 2,750,000,000.00        | 0.00  | 0.00        | 0.00          | 2,750,000,000.00        | 410,000,000.00              | 1,004,000,000.00           | 0.00                            | 0.00                           | 1,414,000,000.00        | 410,000,000.00              | 1,004,000,000.00           | 0.00                            | 0.00                           | 1,414,000,000.00        | 0.00                      | 1,336,000,000.00        | 0.00               | 0.00                       |
| Recapitulation by OO:   |                  |                           |   |                         |                         |   |             |               |                         |                             |                            |                                 |                                |                         |                             |                            |                                 |                                |                         |                           |                         |                    |                            |
| AGRICULTURAL CREDIT PROGRAM   |                  | 2,829,738,000.00          | 0.00  | 2,829,738,000.00        | 2,829,738,000.00        | 0.00  | 0.00        | 0.00          | 2,829,738,000.00        | 424,590,064.99              | 1,022,640,519.47           | 0.00                            | 0.00                           | 1,447,230,584.46        | 423,885,374.34              | 1,022,727,500.52           | 0.00                            | 0.00                           | 1,446,612,874.86        | 0.00                      | 1,382,507,515.54        | 0.00               | 617,709.60                 |

Prepared By:   
 JULIANA R. OROBIA  
 BUDGET OFFICER II  
 Date: July 27, 2025 12:21 AM

Certified Correct:   
 CYNTHIA Q. POLICIOS  
 CHIEF ADMINISTRATIVE OFFICER  
 Date: July 27, 2025 12:21 AM

Recommending Approval By:   
 JONATHAN S. GIRAY  
 DIRECTOR II  
 Date: July 27, 2025 12:21 AM

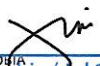
Approved By:   
 RALLEJO VERDADERO  
 EXECUTIVE DIRECTOR  
 Date: July 27, 2025 01:02 AM


STATEMENT OF APPROPRIATIONS, ALLOTMENTS, OBLIGATIONS, DISBURSEMENTS AND BALANCES  
As at the Quarter Ending June 30, 2025


Department : Department of Agriculture (DA)  
Agency/Entity : Agricultural Credit Policy Council  
Operating Unit : < not applicable >  
Organization Code : 05 002 0000000  
Fund Cluster : 01 - Regular Agency Fund  
(e.g. UACS Fund Cluster: 01-Regular Agency Fund, 02-Foreign Assisted Projects Fund, 03-Special Account-Locally Funded/Domestic Grants Fund, and 04-Special Account-Foreign Assisted/Foreign Grants Fund)


Current Year Appropriations  
Supplemental Appropriations  
X Continuing Appropriations

| Particulars  | UACS CODE        | Appropriations            |   | Allotments              |            |              |   |             |               |                     | Current Year Obligations    |                            |                                 |                                | Current Year Disbursements |                             |                            |                                 | Balances                       |                  |                           |                        |                                    |                            |
|--|------------------|---------------------------|---|-------------------------|------------|--------------|---|-------------|---------------|---------------------|-----------------------------|----------------------------|---------------------------------|--------------------------------|----------------------------|-----------------------------|----------------------------|---------------------------------|--------------------------------|------------------|---------------------------|------------------------|------------------------------------|----------------------------|
|  |                  | Authorized Appropriations | Adjustments (Transfer To/From, Modifications/Augmentations) | Adjusted Appropriations | Allotments |              | Adjustments (Reductions, Modifications/Augmentations) | Transfer To | Transfer From | Adjusted Allotments | 1st Quarter Ending March 31 | 2nd Quarter Ending June 30 | 3rd Quarter Ending September 30 | 4th Quarter Ending December 31 | Total                      | 1st Quarter Ending March 31 | 2nd Quarter Ending June 30 | 3rd Quarter Ending September 30 | 4th Quarter Ending December 31 | Total            | Unused Funds              |                        | Unpaid Obligations (16-21)=(24+25) |                            |
|  |                  |                           |   |                         | SARO       | Unobligated  |   |             |               |                     |                             |                            |                                 |                                |                            |                             |                            |                                 |                                |                  | Unreleased Appropriations | Unobligated Allotments | Due and Demandable                 | Not Yet Due and Demandable |
| 1  | 2                | 3                         | 4   | 5=(3+4)                 | 6          | 7            | 8   | 9           | 10            | 11=((6+7)-(8)-9+10) | 12                          | 13                         | 14                              | 15                             | 16=(12+13+14+15)           | 17                          | 18                         | 19                              | 20                             | 21=(17+18+19+20) | 22=(5-11)                 | 23=(11-16)             | 24                                 | 25                         |
| <b>Unobligated Allotment</b>   |                  | 0.00                      | 0.00  | 0.00                    | 0.00       | 6,981,189.19 | 0.00  | 0.00        | 0.00          | 6,981,189.19        | 291,879.00                  | 2,245,221.28               | 0.00                            | 0.00                           | 2,537,100.28               | 291,879.00                  | 2,195,072.30               | 0.00                            | 0.00                           | 2,486,951.30     | 0.00                      | 4,444,088.91           | 0.00                               | 50,148.98                  |
| <b>I Agency Specific Budget</b>  |                  | 0.00                      | 0.00  | 0.00                    | 0.00       | 6,981,189.19 | 0.00  | 0.00        | 0.00          | 6,981,189.19        | 291,879.00                  | 2,245,221.28               | 0.00                            | 0.00                           | 2,537,100.28               | 291,879.00                  | 2,195,072.30               | 0.00                            | 0.00                           | 2,486,951.30     | 0.00                      | 4,444,088.91           | 0.00                               | 50,148.98                  |
| Operations   | 3000000000000000 | 0.00                      | 0.00  | 0.00                    | 0.00       | 6,981,189.19 | 0.00  | 0.00        | 0.00          | 6,981,189.19        | 291,879.00                  | 2,245,221.28               | 0.00                            | 0.00                           | 2,537,100.28               | 291,879.00                  | 2,195,072.30               | 0.00                            | 0.00                           | 2,486,951.30     | 0.00                      | 4,444,088.91           | 0.00                               | 50,148.98                  |
| OO - Access of Small Farmers and Fisherfolk to formal credit under the ACPC Agro-Industry Modernization Credit and Financing Program increased |                  | 0.00                      | 0.00  | 0.00                    | 0.00       | 6,981,189.19 | 0.00  | 0.00        | 0.00          | 6,981,189.19        | 291,879.00                  | 2,245,221.28               | 0.00                            | 0.00                           | 2,537,100.28               | 291,879.00                  | 2,195,072.30               | 0.00                            | 0.00                           | 2,486,951.30     | 0.00                      | 4,444,088.91           | 0.00                               | 50,148.98                  |
| AGRICULTURAL CREDIT PROGRAM  |                  | 0.00                      | 0.00  | 0.00                    | 0.00       | 6,981,189.19 | 0.00  | 0.00        | 0.00          | 6,981,189.19        | 291,879.00                  | 2,245,221.28               | 0.00                            | 0.00                           | 2,537,100.28               | 291,879.00                  | 2,195,072.30               | 0.00                            | 0.00                           | 2,486,951.30     | 0.00                      | 4,444,088.91           | 0.00                               | 50,148.98                  |
| Agro-Industry Modernization Credit and Financing Program (AMCFP) Administration  | 310100100001000  | 0.00                      | 0.00  | 0.00                    | 0.00       | 186,307.83   | 0.00  | 0.00        | 0.00          | 186,307.83          | 0.00                        | 0.00                       | 0.00                            | 0.00                           | 0.00                       | 0.00                        | 0.00                       | 0.00                            | 0.00                           | 0.00             | 0.00                      | 186,307.83             | 0.00                               | 0.00                       |
| MOOE   |                  | 0.00                      | 0.00  | 0.00                    | 0.00       | 186,307.83   | 0.00  | 0.00        | 0.00          | 186,307.83          | 0.00                        | 0.00                       | 0.00                            | 0.00                           | 0.00                       | 0.00                        | 0.00                       | 0.00                            | 0.00                           | 0.00             | 0.00                      | 186,307.83             | 0.00                               | 0.00                       |
| Policy formulation, research and advocacy, mentoring and evaluation of credit policies, plans and programs and capacity building               | 310100100002000  | 0.00                      | 0.00  | 0.00                    | 0.00       | 6,794,881.36 | 0.00  | 0.00        | 0.00          | 6,794,881.36        | 291,879.00                  | 2,245,221.28               | 0.00                            | 0.00                           | 2,537,100.28               | 291,879.00                  | 2,195,072.30               | 0.00                            | 0.00                           | 2,486,951.30     | 0.00                      | 4,257,781.08           | 0.00                               | 50,148.98                  |
| MOOE   |                  | 0.00                      | 0.00  | 0.00                    | 0.00       | 6,794,881.36 | 0.00  | 0.00        | 0.00          | 6,794,881.36        | 291,879.00                  | 2,245,221.28               | 0.00                            | 0.00                           | 2,537,100.28               | 291,879.00                  | 2,195,072.30               | 0.00                            | 0.00                           | 2,486,951.30     | 0.00                      | 4,257,781.08           | 0.00                               | 50,148.98                  |
| Sub-Total, Operations  |                  | 0.00                      | 0.00  | 0.00                    | 0.00       | 6,981,189.19 | 0.00  | 0.00        | 0.00          | 6,981,189.19        | 291,879.00                  | 2,245,221.28               | 0.00                            | 0.00                           | 2,537,100.28               | 291,879.00                  | 2,195,072.30               | 0.00                            | 0.00                           | 2,486,951.30     | 0.00                      | 4,444,088.91           | 0.00                               | 50,148.98                  |
| PS   |                  | 0.00                      | 0.00  | 0.00                    | 0.00       | 0.00         | 0.00  | 0.00        | 0.00          | 0.00                | 0.00                        | 0.00                       | 0.00                            | 0.00                           | 0.00                       | 0.00                        | 0.00                       | 0.00                            | 0.00                           | 0.00             | 0.00                      | 0.00                   | 0.00                               | 0.00                       |
| MOOE   |                  | 0.00                      | 0.00  | 0.00                    | 0.00       | 6,981,189.19 | 0.00  | 0.00        | 0.00          | 6,981,189.19        | 291,879.00                  | 2,245,221.28               | 0.00                            | 0.00                           | 2,537,100.28               | 291,879.00                  | 2,195,072.30               | 0.00                            | 0.00                           | 2,486,951.30     | 0.00                      | 4,444,088.91           | 0.00                               | 50,148.98                  |
| FinEx (if Applicable)  |                  | 0.00                      | 0.00  | 0.00                    | 0.00       | 0.00         | 0.00  | 0.00        | 0.00          | 0.00                | 0.00                        | 0.00                       | 0.00                            | 0.00                           | 0.00                       | 0.00                        | 0.00                       | 0.00                            | 0.00                           | 0.00             | 0.00                      | 0.00                   | 0.00                               | 0.00                       |
| CO   |                  | 0.00                      | 0.00  | 0.00                    | 0.00       | 0.00         | 0.00  | 0.00        | 0.00          | 0.00                | 0.00                        | 0.00                       | 0.00                            | 0.00                           | 0.00                       | 0.00                        | 0.00                       | 0.00                            | 0.00                           | 0.00             | 0.00                      | 0.00                   | 0.00                               | 0.00                       |
| <b>Sub-Total, I, Agency Specific Budget</b>  |                  | 0.00                      | 0.00  | 0.00                    | 0.00       | 6,981,189.19 | 0.00  | 0.00        | 0.00          | 6,981,189.19        | 291,879.00                  | 2,245,221.28               | 0.00                            | 0.00                           | 2,537,100.28               | 291,879.00                  | 2,195,072.30               | 0.00                            | 0.00                           | 2,486,951.30     | 0.00                      | 4,444,088.91           | 0.00                               | 50,148.98                  |
| PS   |                  | 0.00                      | 0.00  | 0.00                    | 0.00       | 0.00         | 0.00  | 0.00        | 0.00          | 0.00                | 0.00                        | 0.00                       | 0.00                            | 0.00                           | 0.00                       | 0.00                        | 0.00                       | 0.00                            | 0.00                           | 0.00             | 0.00                      | 0.00                   | 0.00                               | 0.00                       |
| MOOE   |                  | 0.00                      | 0.00  | 0.00                    | 0.00       | 6,981,189.19 | 0.00  | 0.00        | 0.00          | 6,981,189.19        | 291,879.00                  | 2,245,221.28               | 0.00                            | 0.00                           | 2,537,100.28               | 291,879.00                  | 2,195,072.30               | 0.00                            | 0.00                           | 2,486,951.30     | 0.00                      | 4,444,088.91           | 0.00                               | 50,148.98                  |
| FinEx (if Applicable)  |                  | 0.00                      | 0.00  | 0.00                    | 0.00       | 0.00         | 0.00  | 0.00        | 0.00          | 0.00                | 0.00                        | 0.00                       | 0.00                            | 0.00                           | 0.00                       | 0.00                        | 0.00                       | 0.00                            | 0.00                           | 0.00             | 0.00                      | 0.00                   | 0.00                               | 0.00                       |
| CO   |                  | 0.00                      | 0.00  | 0.00                    | 0.00       | 0.00         | 0.00  | 0.00        | 0.00          | 0.00                | 0.00                        | 0.00                       | 0.00                            | 0.00                           | 0.00                       | 0.00                        | 0.00                       | 0.00                            | 0.00                           | 0.00             | 0.00                      | 0.00                   | 0.00                               | 0.00                       |
| <b>GRAND TOTAL</b>   |                  | 0.00                      | 0.00  | 0.00                    | 0.00       | 6,981,189.19 | 0.00  | 0.00        | 0.00          | 6,981,189.19        | 291,879.00                  | 2,245,221.28               | 0.00                            | 0.00                           | 2,537,100.28               | 291,879.00                  | 2,195,072.30               | 0.00                            | 0.00                           | 2,486,951.30     | 0.00                      | 4,444,088.91           | 0.00                               | 50,148.98                  |
| PS   |                  | 0.00                      | 0.00  | 0.00                    | 0.00       | 0.00         | 0.00  | 0.00        | 0.00          | 0.00                | 0.00                        | 0.00                       | 0.00                            | 0.00                           | 0.00                       | 0.00                        | 0.00                       | 0.00                            | 0.00                           | 0.00             | 0.00                      | 0.00                   | 0.00                               | 0.00                       |
| MOOE   |                  | 0.00                      | 0.00  | 0.00                    | 0.00       | 6,981,189.19 | 0.00  | 0.00        | 0.00          | 6,981,189.19        | 291,879.00                  | 2,245,221.28               | 0.00                            | 0.00                           | 2,537,100.28               | 291,879.00                  | 2,195,072.30               | 0.00                            | 0.00                           | 2,486,951.30     | 0.00                      | 4,444,088.91           | 0.00                               | 50,148.98                  |
| FinEx (if Applicable)  |                  | 0.00                      | 0.00  | 0.00                    | 0.00       | 0.00         | 0.00  | 0.00        | 0.00          | 0.00                | 0.00                        | 0.00                       | 0.00                            | 0.00                           | 0.00                       | 0.00                        | 0.00                       | 0.00                            | 0.00                           | 0.00             | 0.00                      | 0.00                   | 0.00                               | 0.00                       |
| CO   |                  | 0.00                      | 0.00  | 0.00                    | 0.00       | 0.00         | 0.00  | 0.00        | 0.00          | 0.00                | 0.00                        | 0.00                       | 0.00                            | 0.00                           | 0.00                       | 0.00                        | 0.00                       | 0.00                            | 0.00                           | 0.00             | 0.00                      | 0.00                   | 0.00                               | 0.00                       |
| <b>Recapitulation by OO:</b>   |                  |                           |   |                         |            |              |   |             |               |                     |                             |                            |                                 |                                |                            |                             |                            |                                 |                                |                  |                           |                        |                                    |                            |
| Unobligated Allotment  |                  | 0.00                      | 0.00  | 0.00                    | 0.00       | 6,981,189.19 | 0.00  | 0.00        | 0.00          | 6,981,189.19        | 291,879.00                  | 2,245,221.28               | 0.00                            | 0.00                           | 2,537,100.28               | 291,879.00                  | 2,195,072.30               | 0.00                            | 0.00                           | 2,486,951.30     | 0.00                      | 4,444,088.91           | 0.00                               | 50,148.98                  |
| AGRICULTURAL CREDIT PROGRAM  |                  | 0.00                      | 0.00  | 0.00                    | 0.00       | 6,981,189.19 | 0.00  | 0.00        | 0.00          | 6,981,189.19        | 291,879.00                  | 2,245,221.28               | 0.00                            | 0.00                           | 2,537,100.28               | 291,879.00                  | 2,195,072.30               | 0.00                            | 0.00                           | 2,486,951.30     | 0.00                      | 4,444,088.91           | 0.00                               | 50,148.98                  |

Certified Correct:  
  
JULIANA R. OROBIA  
Juliana Orobia (Jul 28, 2025 01:10:39 GMT+8)  
BUDGET OFFICER II  
Date: July 27, 2025 12:21 AM

Certified Correct:  
  
CYNTHIA POLANCO  
Cynthia Polanco (Jul 28, 2025 08:22:35 GMT+8)  
CHIEF ADMINISTRATIVE OFFICER  
Date: July 27, 2025 12:21 AM

Recommending Approval By:  
  
JONATHAN S. GRAY  
Jonathan Gray (Jul 28, 2025 09:07:48 GMT+8)  
DIRECTOR II  
Date: July 27, 2025 12:21 AM

Approved By:  
  
RALLEN O. VERDADERO  
Rallen O. Verdadero (Jul 28, 2025 01:02:02 AM)  
EXECUTIVE DIRECTOR  
Date: July 27, 2025 01:02 AM