

STATEMENT OF APPROPRIATIONS, ALLOTMENTS, OBLIGATIONS, DISBURSEMENTS AND BALANCES  
As at the Quarter Ending December 31, 2025

Department : Department of Agriculture (DA)  
Agency/Entity : Agricultural Credit Policy Council  
Operating Unit : < not applicable >  
Organization Code : 05 002 0000000  
Fund Cluster : 01 - Regular Agency Fund  
(e.g. UACS Fund Cluster: 01-Regular Agency Fund, 02-Foreign Assisted Projects Fund, 03-Special Account-Locally Funded/Domestic Grants Fund, and 04-Special Account-Foreign Assisted/Foreign Grants Fund)

X	Current Year Appropriations
	Supplemental Appropriations
	Continuing Appropriations

Particulars	UACS CODE	Appropriations			Allotments					Current Year Obligations					Current Year Disbursements					Balances			
		Authorized Appropriations	Adjustments (Transfer To/From, Modifications/)	Adjusted Appropriations	Allotments Received	Adjustments (Reductions, Modifications/)	Transfer To	Transfer From	Adjusted Allotments	1st Quarter Ending March 31	2nd Quarter Ending June 30	3rd Quarter Ending September 30	4th Quarter Ending December 31	Total	1st Quarter Ending March 31	2nd Quarter Ending June 30	3rd Quarter Ending September 30	4th Quarter Ending December 31	Total	Unreleased Appropriations	Unobligated Allotments	Unpaid Obligations (15-20) (23-24) Due and Not Yet Due	
1	2	3	4	5=(3+4)	6	7	8	9	10=[(6+(-7)-8+9)]	11	12	13	14	15=(11+12+13+14)	16	17	18	19	20=(16+17+18+19)	21	22	23	24
<b>I. Agency Specific Budget</b>		<b>2,860,974,000.00</b>	<b>0.00</b>	<b>2,860,974,000.00</b>	<b>2,860,974,000.00</b>	<b>0.00</b>	<b>0.00</b>	<b>0.00</b>	<b>0.00</b>	<b>2,860,974,000.00</b>	<b>1,031,021,508.36</b>	<b>873,699,107.96</b>	<b>511,263,423.41</b>	<b>2,847,930,824.33</b>	<b>431,012,434.78</b>	<b>871,433,416.79</b>	<b>511,077,917.55</b>	<b>2,844,610,280.01</b>	<b>0.00</b>	<b>13,043,175.67</b>	<b>0.00</b>	<b>3,320,544.32</b>	
General Administration and Support	10000000000000	31,236,000.00	0.00	31,236,000.00	31,236,000.00	0.00	0.00	0.00	0.00	31,236,000.00	7,356,719.61	8,380,988.89	5,255,524.68	10,028,939.71	31,022,172.89	7,127,060.44	8,359,010.37	4,940,061.28	10,272,392.95	30,698,525.04	0.00	213,827.11	
General management and supervision	100000100001000	31,236,000.00	0.00	31,236,000.00	31,236,000.00	0.00	0.00	0.00	0.00	31,236,000.00	7,356,719.61	8,380,988.89	5,255,524.68	10,028,939.71	31,022,172.89	7,127,060.44	8,359,010.37	4,940,061.28	10,272,392.95	30,698,525.04	0.00	213,827.11	
PS		13,949,000.00	0.00	13,949,000.00	13,949,000.00	0.00	0.00	0.00	0.00	13,949,000.00	2,369,985.02	2,486,577.33	2,563,701.19	7,518,736.46	14,939,000.00	2,202,100.64	2,523,634.91	2,488,008.53	7,458,794.08	14,672,538.16	0.00	266,461.84	
MOOE		17,287,000.00	(990,000.00)	16,297,000.00	17,287,000.00	(990,000.00)	0.00	0.00	0.00	16,297,000.00	4,986,734.59	5,894,411.56	2,691,823.49	2,510,203.25	16,083,172.89	5,835,375.46	2,452,052.75	2,813,598.87	16,025,986.88	0.00	213,827.11		
Sub-Total, General Administration and Support		31,236,000.00	0.00	31,236,000.00	31,236,000.00	0.00	0.00	0.00	0.00	31,236,000.00	7,356,719.61	8,380,988.89	5,255,524.68	10,028,939.71	31,022,172.89	7,127,060.44	8,359,010.37	4,940,061.28	10,272,392.95	30,698,525.04	0.00	213,827.11	
PS		13,949,000.00	0.00	13,949,000.00	13,949,000.00	0.00	0.00	0.00	0.00	13,949,000.00	2,369,985.02	2,486,577.33	2,563,701.19	7,518,736.46	14,939,000.00	2,202,100.64	2,523,634.91	2,488,008.53	7,458,794.08	14,672,538.16	0.00	266,461.84	
MOOE		17,287,000.00	(990,000.00)	16,297,000.00	17,287,000.00	(990,000.00)	0.00	0.00	0.00	16,297,000.00	4,986,734.59	5,894,411.56	2,691,823.49	2,510,203.25	16,083,172.89	5,835,375.46	2,452,052.75	2,813,598.87	16,025,986.88	0.00	213,827.11		
Operations	30000000000000	2,829,738,000.00	0.00	2,829,738,000.00	2,829,738,000.00	0.00	0.00	0.00	0.00	2,829,738,000.00	424,590,064.99	1,022,640,519.47	868,443,583.28	501,234,483.70	2,816,908,651.44	423,885,374.34	866,493,355.51	500,805,524.60	2,813,911,754.97	0.00	12,829,348.56		
OO : Access of Small Farmers and Fisherfolk to formal credit under the ACPIC Agro-Industry Modernization Credit and Financing Program increased		2,829,738,000.00	0.00	2,829,738,000.00	2,829,738,000.00	0.00	0.00	0.00	0.00	2,829,738,000.00	424,590,064.99	1,022,640,519.47	868,443,583.28	501,234,483.70	2,816,908,651.44	423,885,374.34	866,493,355.51	500,805,524.60	2,813,911,754.97	0.00	12,829,348.56		
<b>AGRICULTURAL CREDIT PROGRAM</b>		<b>2,829,738,000.00</b>	<b>0.00</b>	<b>2,829,738,000.00</b>	<b>2,829,738,000.00</b>	<b>0.00</b>	<b>0.00</b>	<b>0.00</b>	<b>0.00</b>	<b>2,829,738,000.00</b>	<b>424,590,064.99</b>	<b>1,022,640,519.47</b>	<b>868,443,583.28</b>	<b>501,234,483.70</b>	<b>2,816,908,651.44</b>	<b>423,885,374.34</b>	<b>866,493,355.51</b>	<b>500,805,524.60</b>	<b>2,813,911,754.97</b>	<b>0.00</b>	<b>12,829,348.56</b>		
Agro-Industry Modernization Credit and Financing Program (AMCFP) Administration	310100100001000	2,771,820,000.00	0.00	2,771,820,000.00	2,771,820,000.00	0.00	0.00	0.00	0.00	2,771,820,000.00	414,966,911.28	1,010,487,458.75	858,039,142.03	487,768,557.69	2,771,262,069.75	414,770,447.47	857,957,039.22	487,973,414.50	2,771,225,311.44	0.00	557,930.25		
PS		12,885,000.00	0.00	12,885,000.00	12,885,000.00	0.00	0.00	0.00	0.00	12,885,000.00	2,790,591.66	3,307,411.79	2,601,049.62	4,185,946.93	12,885,000.00	2,627,688.85	3,331,878.29	2,601,949.62	4,323,483.24	12,885,000.00	0.00	0.00	
MOOE		8,935,000.00	0.00	8,935,000.00	8,935,000.00	0.00	0.00	0.00	0.00	8,935,000.00	2,176,319.62	3,180,046.96	1,438,092.41	1,582,610.76	8,377,069.75	2,142,758.62	3,192,531.96	1,355,089.60	1,649,931.26	8,340,311.44	0.00	557,930.25	
CO		2,750,000.00	0.00	2,750,000.00	2,750,000.00	0.00	0.00	0.00	0.00	2,750,000.00	410,000,000.00	1,004,000,000.00	854,000,000.00	482,000,000.00	2,750,000,000.00	410,000,000.00	854,000,000.00	482,000,000.00	2,750,000,000.00	0.00	0.00		
Policy formulation, research and advocacy, monitoring and evaluation of credit policies, plans and programs and capacity building	310100100002000	57,918,000.00	0.00	57,918,000.00	57,918,000.00	0.00	0.00	0.00	0.00	57,918,000.00	9,623,153.71	12,153,060.72	10,404,441.25	13,465,926.01	45,646,581.69	9,114,926.87	12,203,090.27	8,536,316.29	12,832,110.10	42,686,443.53	0.00	12,271,418.31	
PS		14,879,000.00	0.00	14,879,000.00	14,879,000.00	0.00	0.00	0.00	0.00	14,879,000.00	4,026,193.74	4,855,525.87	3,959,123.44	2,038,156.95	14,879,000.00	3,759,387.51	4,853,260.64	3,960,423.45	2,279,508.74	14,852,580.34	0.00	0.00	
MOOE		43,039,000.00	0.00	43,039,000.00	43,039,000.00	0.00	0.00	0.00	0.00	43,039,000.00	5,596,959.97	7,297,534.85	6,445,317.81	11,427,769.06	30,767,581.69	5,355,539.36	7,349,829.63	4,575,892.84	10,552,601.36	27,833,863.19	0.00	12,271,418.31	
Sub-Total, Operations		2,829,738,000.00	0.00	2,829,738,000.00	2,829,738,000.00	0.00	0.00	0.00	0.00	2,829,738,000.00	424,590,064.99	1,022,640,519.47	868,443,583.28	501,234,483.70	2,816,908,651.44	423,885,374.34	866,493,355.51	500,805,524.60	2,813,911,754.97	0.00	12,829,348.56		
PS		27,764,000.00	0.00	27,764,000.00	27,764,000.00	0.00	0.00	0.00	0.00	27,764,000.00	6,816,785.40	8,162,937.66	6,560,173.66	6,224,103.88	27,764,000.00	6,387,076.36	8,185,138.93	6,602,991.98	27,737,580.34	0.00	0.00		
MOOE		51,974,000.00	0.00	51,974,000.00	51,974,000.00	0.00	0.00	0.00	0.00	51,974,000.00	7,773,279.59	10,477,581.81	7,883,410.22	13,010,379.82	39,144,651.44	7,498,297.98	10,542,361.59	5,930,982.44	12,202,532.62	36,174,174.63	0.00	2,970,476.81	
CO		2,750,000.00	0.00	2,750,000.00	2,750,000.00	0.00	0.00	0.00	0.00	2,750,000.00	410,000,000.00	1,004,000,000.00	854,000,000.00	482,000,000.00	2,750,000,000.00	410,000,000.00	854,000,000.00	482,000,000.00	2,750,000,000.00	0.00	0.00		
<b>Sub-Total, I. Agency Specific Budget</b>		<b>2,860,974,000.00</b>	<b>0.00</b>	<b>2,860,974,000.00</b>	<b>2,860,974,000.00</b>	<b>0.00</b>	<b>0.00</b>	<b>0.00</b>	<b>0.00</b>	<b>2,860,974,000.00</b>	<b>1,031,021,508.36</b>	<b>873,699,107.96</b>	<b>511,263,423.41</b>	<b>2,847,930,824.33</b>	<b>431,012,434.78</b>	<b>871,433,416.79</b>	<b>511,077,917.55</b>	<b>2,844,610,280.01</b>	<b>0.00</b>	<b>13,043,175.67</b>	<b>0.00</b>	<b>3,320,544.32</b>	
PS		41,713,000.00	0.00	41,713,000.00	41,713,000.00	0.00	0.00	0.00	0.00	41,713,000.00	9,186,770.42	10,649,514.99	9,123,874.25	13,742,840.34	42,703,000.00	8,589,177.00	10,708,773.84	9,050,381.60	14,061,786.06	42,410,118.50	0.00	292,881.50	
MOOE		69,261,000.00	(990,000.00)	68,271,000.00	69,261,000.00	(990,000.00)	0.00	0.00	0.00	68,271,000.00	12,670,014.18	16,371,993.37	10,575,233.71	15,520,583.07	55,227,824.33	12,423,257.78	16,377,737.05	8,383,035.19	15,016,131.49	52,200,161.51	0.00	13,043,175.67	
CO		2,750,000.00	0.00	2,750,000.00	2,750,000.00	0.00	0.00	0.00	0.00	2,750,000.00	410,000,000.00	1,004,000,000.00	854,000,000.00	482,000,000.00	2,750,000,000.00	410,000,000.00	854,000,000.00	482,000,000.00	2,750,000,000.00	0.00	0.00		
<b>II. Automatic Appropriations</b>		<b>3,697,000.00</b>	<b>310,000.00</b>	<b>4,007,000.00</b>	<b>4,007,000.00</b>	<b>0.00</b>	<b>0.00</b>	<b>0.00</b>	<b>0.00</b>	<b>4,007,000.00</b>	<b>923,132.76</b>	<b>898,859.28</b>	<b>934,050.46</b>	<b>1,250,957.50</b>	<b>4,007,000.00</b>	<b>923,132.76</b>	<b>898,859.28</b>	<b>934,050.46</b>	<b>1,250,957.50</b>	<b>4,007,000.00</b>	<b>0.00</b>	<b>0.00</b>	
Retirement and Life Insurance Premiums	102	3,697,000.00	310,000.00	4,007,000.00	4,007,000.00	0.00	0.00	0.00	0.00	4,007,000.00	923,132.76	898,859.28	934,050.46	1,250,957.50	4,007,000.00	923,132.76	898,859.28	934,050.46	1,250,957.50	4,007,000.00	0.00	0.00	
General Administration and Support	10000000000000	1,211,000.00	310,000.00	1,521,000.00	1,521,000.00	0.00	0.00	0.00	0.00	1,521,000.00	239,676.36	212,800.68	241,695.58	826,827.38	1,521,000.00	239,676.36	212,800.68	241,695.58	826,827.38	1,521,000.00	0.00	0.00	
General management and supervision	100000100001000	1,211,000.00	310,000.00	1,521,000.00	1,521,000.00	0.00	0.00	0.00	0.00	1,521,000.00	239,676.36	212,800.68	241,695.58	826,827.38	1,521,000.00	239,676.36	212,800.68	241,695.58	826,827.38	1,521,000.00	0.00	0.00	
PS		1,211,000.00	310,000.00	1,521,000.00	1,521,000.00	0.00	0.00	0.00	0.00	1,521,000.00</													

STATEMENT OF APPROPRIATIONS, ALLOTMENTS, OBLIGATIONS, DISBURSEMENTS AND BALANCES  
As at the Quarter Ending December 31, 2025

Department : Department of Agriculture (DA)  
Agency/Entity : Agricultural Credit Policy Council  
Operating Unit : < not applicable >  
Organization Code : 05 002 0000000  
Fund Cluster : 01 - Regular Agency Fund  
(e.g. UACS Fund Cluster: 01-Regular Agency Fund, 02-Foreign Assisted Projects Fund, 03-Special Account-Locally Funded/Domestic Grants Fund, and 04-Special Account-Foreign Assisted/Foreign Grants Fund)

X	Current Year Appropriations
	Supplemental Appropriations
	Continuing Appropriations


Particulars	UACS CODE	Appropriations			Allotments					Current Year Obligations					Current Year Disbursements					Balances			
		Authorized Appropriations	Adjustments (Transfer To/From, Modifications/)	Adjusted Appropriations	Allotments Received	Adjustments (Reductions, Modifications/)	Transfer To	Transfer From	Adjusted Allotments	1st Quarter Ending March 31	2nd Quarter Ending June 30	3rd Quarter Ending September 30	4th Quarter Ending December 31	Total	1st Quarter Ending March 31	2nd Quarter Ending June 30	3rd Quarter Ending September 30	4th Quarter Ending December 31	Total	Unreleased Appropriations	Unobligated Allotments	Unpaid Obligations (15-20)-(23-24)	
1	2	3	4	5=(3+4)	6	7	8	9	10=[(6+(-7))-8+9]	11	12	13	14	15=(11+12+13+14)	16	17	18	19	20=(16+17+18+19)	21	22	23	24
<b>III. Special Purpose Fund</b>		<b>0.00</b>	<b>6,474,725.00</b>	<b>6,474,725.00</b>	<b>0.00</b>	<b>6,474,725.00</b>	<b>0.00</b>	<b>0.00</b>	<b>6,474,725.00</b>	<b>0.00</b>	<b>211,750.67</b>	<b>1,900,804.82</b>	<b>4,362,168.31</b>	<b>6,474,723.80</b>	<b>0.00</b>	<b>211,750.67</b>	<b>1,900,804.82</b>	<b>3,805,254.09</b>	<b>5,917,809.58</b>	<b>0.00</b>	<b>1.20</b>	<b>0.00</b>	<b>556,914.22</b>
Miscellaneous Personnel Benefits Fund		0.00	3,063,000.00	3,063,000.00	0.00	3,063,000.00	0.00	0.00	3,063,000.00	0.00	18,769.40	0.00	3,044,230.60	3,063,000.00	0.00	18,769.40	0.00	2,729,688.91	2,748,458.31	0.00	0.00	0.00	314,541.69
PS		0.00	3,063,000.00	3,063,000.00	0.00	3,063,000.00	0.00	0.00	3,063,000.00	0.00	18,769.40	0.00	3,044,230.60	3,063,000.00	0.00	18,769.40	0.00	2,729,688.91	2,748,458.31	0.00	0.00	0.00	314,541.69
Pension and Gratuity Fund		0.00	2,093,787.00	2,093,787.00	0.00	2,093,787.00	0.00	0.00	2,093,787.00	0.00	192,981.27	1,900,804.82	0.00	2,093,786.09	0.00	192,981.27	1,900,804.82	0.00	2,093,786.09	0.00	0.91	0.00	0.00
PS		0.00	2,093,787.00	2,093,787.00	0.00	2,093,787.00	0.00	0.00	2,093,787.00	0.00	192,981.27	1,900,804.82	0.00	2,093,786.09	0.00	192,981.27	1,900,804.82	0.00	2,093,786.09	0.00	0.91	0.00	0.00
For payment of Personnel Benefits		0.00	1,317,938.00	1,317,938.00	0.00	1,317,938.00	0.00	0.00	1,317,938.00	0.00	0.00	0.00	1,317,937.71	1,317,937.71	0.00	0.00	0.00	1,075,565.18	1,075,565.18	0.00	0.29	0.00	242,372.53
PS		0.00	1,317,938.00	1,317,938.00	0.00	1,317,938.00	0.00	0.00	1,317,938.00	0.00	0.00	0.00	1,317,937.71	1,317,937.71	0.00	0.00	0.00	1,075,565.18	1,075,565.18	0.00	0.29	0.00	242,372.53
<b>Sub-Total, III. Special Purpose Fund</b>		<b>0.00</b>	<b>6,474,725.00</b>	<b>6,474,725.00</b>	<b>0.00</b>	<b>6,474,725.00</b>	<b>0.00</b>	<b>0.00</b>	<b>6,474,725.00</b>	<b>0.00</b>	<b>211,750.67</b>	<b>1,900,804.82</b>	<b>4,362,168.31</b>	<b>6,474,723.80</b>	<b>0.00</b>	<b>211,750.67</b>	<b>1,900,804.82</b>	<b>3,805,254.09</b>	<b>5,917,809.58</b>	<b>0.00</b>	<b>1.20</b>	<b>0.00</b>	<b>556,914.22</b>
PS		0.00	6,474,725.00	6,474,725.00	0.00	6,474,725.00	0.00	0.00	6,474,725.00	0.00	211,750.67	1,900,804.82	4,362,168.31	6,474,723.80	0.00	211,750.67	1,900,804.82	3,805,254.09	5,917,809.58	0.00	1.20	0.00	556,914.22
<b>GRAND TOTAL</b>		<b>2,864,671,000.00</b>	<b>6,784,725.00</b>	<b>2,871,455,725.00</b>	<b>2,864,981,000.00</b>	<b>6,474,725.00</b>	<b>0.00</b>	<b>0.00</b>	<b>2,871,455,725.00</b>	<b>432,869,917.36</b>	<b>1,032,132,118.31</b>	<b>876,533,963.24</b>	<b>516,876,549.22</b>	<b>2,858,412,548.13</b>	<b>431,935,567.54</b>	<b>874,268,272.07</b>	<b>516,134,129.14</b>	<b>2,854,535,089.59</b>	<b>0.00</b>	<b>13,043,176.87</b>	<b>0.00</b>	<b>3,877,458.54</b>	
PS		45,410,000.00	7,774,725.00	53,184,725.00	45,720,000.00	7,464,725.00	0.00	0.00	53,184,725.00	10,109,903.18	11,760,124.94	11,958,729.53	19,355,966.15	53,184,723.80	9,512,309.76	11,819,383.79	11,885,236.88	19,117,997.65	52,334,928.08	0.00	1.20	0.00	849,795.72
MOOE		69,261,000.00	(990,000.00)	68,271,000.00	69,261,000.00	(990,000.00)	0.00	0.00	68,271,000.00	12,760,014.18	16,371,993.37	10,575,233.71	15,520,583.07	55,227,824.33	12,423,257.78	16,377,737.05	8,383,035.19	15,016,131.49	52,200,161.51	0.00	13,043,175.67	0.00	3,027,662.82
CO		2,750,000,000.00	0.00	2,750,000,000.00	2,750,000,000.00	0.00	0.00	0.00	2,750,000,000.00	410,000,000.00	1,004,000,000.00	854,000,000.00	482,000,000.00	2,750,000,000.00	410,000,000.00	854,000,000.00	482,000,000.00	2,750,000,000.00	0.00	0.00	0.00	0.00	
<b>Recapitulation by OO:</b>																							
AGRICULTURAL CREDIT PROGRAM		2,829,738,000.00	0.00	2,829,738,000.00	2,829,738,000.00	0.00	0.00	0.00	2,829,738,000.00	424,590,064.99	1,022,640,519.47	868,443,583.28	501,234,483.70	2,816,908,651.44	423,885,374.34	866,493,355.51	500,805,524.60	2,813,911,754.97	0.00	12,829,348.56	0.00	2,996,896.47	


Certified Correct:


Certified Correct:

Recommending Approval By:

Approved By:

  
JULIANA R. OROBIA  
BUDGET OFFICER II  
Date: January 30, 2026 12:54 PM

  
CYNTHIA Q. POLICIONS  
CHIEF ADMINISTRATIVE OFFICER  
Date: January 30, 2026 12:54 PM

  
JONATHAN S. GIRAY  
DIRECTOR II  
Date: January 30, 2026 12:54 PM

  
RALLEN C. VERDADERO  
EXECUTIVE DIRECTOR  
Date: January 30, 2026 12:59 PM


STATEMENT OF APPROPRIATIONS, ALLOTMENTS, OBLIGATIONS, DISBURSEMENTS AND BALANCES  
As at the Quarter Ending December 31, 2025


Department : Department of Agriculture (DA)  
Agency/Entity : Agricultural Credit Policy Council  
Operating Unit : < not applicable >  
Organization Code : 05 002 0000000  
Fund Cluster : 01 - Regular Agency Fund

	Current Year Appropriations
	Supplemental Appropriations
X	Continuing Appropriations


(e.g. UACS Fund Cluster: 01-Regular Agency Fund, 02-Foreign Assisted Projects Fund, 03-Special Account-Locally Funded/Domestic Grants Fund, and 04-Special Account-Foreign Assisted/Foreign Grants Fund)

Particulars	UACS CODE	Appropriations			Allotments						Current Year Obligations					Current Year Disbursements					Balances				
		Authorize d Appropri ations	Adjustments (Transfer To/From, Modifications/ Augmentations)	Adjusted Appropri ations	Allotments		Adjustments (Reductions, Modifications/ Augmentations)	Transfer To	Transfer From	Adjusted Allotments	1st Quarter Ending March 31	2nd Quarter Ending June 30	3rd Quarter Ending September 30	4th Quarter Ending December 31	Total	1st Quarter Ending March 31	2nd Quarter Ending June 30	3rd Quarter Ending September 30	4th Quarter Ending December 31	Total	Unused Funds		Unpaid Obligations (16-21)=(24+25)		
					SARO	Unobligated															Unreleased Appropriations	Unobligated Allotments	Due and Demandable	Not Yet Due and Demandable	
1	2	3	4	5=(3+4)	6	7	8	9	10	11=[(6+7+(-8))-9+10]	12	13	14	15	16=(12+13+14+15)	17	18	19	20	21=(17+18+19+20)	22=(5-11)	23=(11-16)	24	25	
Operations		0.00	0.00	0.00	0.00	0.00	0.00	0.00	0.00	0.00	0.00	0.00	0.00	0.00	0.00	0.00	0.00	0.00	0.00	0.00	0.00	0.00	0.00	0.00	0.00
<b>Sub-Total, II. Special Purpose Fund</b>		<b>0.00</b>	<b>0.00</b>	<b>0.00</b>	<b>0.00</b>	<b>0.00</b>	<b>0.00</b>	<b>0.00</b>	<b>0.00</b>	<b>0.00</b>	<b>0.00</b>	<b>0.00</b>	<b>0.00</b>	<b>0.00</b>	<b>0.00</b>	<b>0.00</b>	<b>0.00</b>	<b>0.00</b>	<b>0.00</b>	<b>0.00</b>	<b>0.00</b>	<b>0.00</b>	<b>0.00</b>	<b>0.00</b>	<b>0.00</b>
<b>Unobligated Allotment</b>		<b>0.00</b>	<b>0.00</b>	<b>0.00</b>	<b>0.00</b>	<b>6,981,189.19</b>	<b>0.00</b>	<b>0.00</b>	<b>0.00</b>	<b>6,981,189.19</b>	<b>291,879.00</b>	<b>2,245,221.28</b>	<b>871,272.16</b>	<b>0.00</b>	<b>3,408,372.44</b>	<b>291,879.00</b>	<b>2,195,072.30</b>	<b>875,796.11</b>	<b>0.00</b>	<b>3,362,747.41</b>	<b>0.00</b>	<b>3,572,816.75</b>	<b>0.00</b>	<b>45,625.03</b>	
<b>I. Agency Specific Budget</b>		<b>0.00</b>	<b>0.00</b>	<b>0.00</b>	<b>0.00</b>	<b>6,981,189.19</b>	<b>0.00</b>	<b>0.00</b>	<b>0.00</b>	<b>6,981,189.19</b>	<b>291,879.00</b>	<b>2,245,221.28</b>	<b>871,272.16</b>	<b>0.00</b>	<b>3,408,372.44</b>	<b>291,879.00</b>	<b>2,195,072.30</b>	<b>875,796.11</b>	<b>0.00</b>	<b>3,362,747.41</b>	<b>0.00</b>	<b>3,572,816.75</b>	<b>0.00</b>	<b>45,625.03</b>	
Operations	30000000 0000000	0.00	0.00	0.00	0.00	6,981,189.19	0.00	0.00	0.00	6,981,189.19	291,879.00	2,245,221.28	871,272.16	0.00	3,408,372.44	291,879.00	2,195,072.30	875,796.11	0.00	3,362,747.41	0.00	3,572,816.75	0.00	45,625.03	
OO : Access of Small Farmers and AGRICULTURAL CREDIT PROGRAM		0.00	0.00	0.00	0.00	6,981,189.19	0.00	0.00	0.00	6,981,189.19	291,879.00	2,245,221.28	871,272.16	0.00	3,408,372.44	291,879.00	2,195,072.30	875,796.11	0.00	3,362,747.41	0.00	3,572,816.75	0.00	45,625.03	
Agro-Industry Modernization Credit and Financing Program (AMCFP) Administration	31010010 0001000	0.00	0.00	0.00	0.00	186,307.83	0.00	0.00	0.00	186,307.83	0.00	0.00	0.00	0.00	0.00	0.00	0.00	0.00	0.00	0.00	186,307.83	0.00	0.00	0.00	
MOOE		0.00	0.00	0.00	0.00	186,307.83	0.00	0.00	0.00	186,307.83	0.00	0.00	0.00	0.00	0.00	0.00	0.00	0.00	0.00	0.00	186,307.83	0.00	0.00	0.00	
Policy formulation, research and advocacy, monitoring and evaluation of credit policies, plans and programs and capacity building	31010010 0002000	0.00	0.00	0.00	0.00	6,794,881.36	0.00	0.00	0.00	6,794,881.36	291,879.00	2,245,221.28	871,272.16	0.00	3,408,372.44	291,879.00	2,195,072.30	875,796.11	0.00	3,362,747.41	0.00	3,386,508.92	0.00	45,625.03	
MOOE		0.00	0.00	0.00	0.00	6,794,881.36	0.00	0.00	0.00	6,794,881.36	291,879.00	2,245,221.28	871,272.16	0.00	3,408,372.44	291,879.00	2,195,072.30	875,796.11	0.00	3,362,747.41	0.00	3,386,508.92	0.00	45,625.03	
Sub-Total, Operations		0.00	0.00	0.00	0.00	6,981,189.19	0.00	0.00	0.00	6,981,189.19	291,879.00	2,245,221.28	871,272.16	0.00	3,408,372.44	291,879.00	2,195,072.30	875,796.11	0.00	3,362,747.41	0.00	3,572,816.75	0.00	45,625.03	
MOOE		0.00	0.00	0.00	0.00	6,981,189.19	0.00	0.00	0.00	6,981,189.19	291,879.00	2,245,221.28	871,272.16	0.00	3,408,372.44	291,879.00	2,195,072.30	875,796.11	0.00	3,362,747.41	0.00	3,572,816.75	0.00	45,625.03	
<b>Sub-Total, I. Agency Specific Budget</b>		<b>0.00</b>	<b>0.00</b>	<b>0.00</b>	<b>0.00</b>	<b>6,981,189.19</b>	<b>0.00</b>	<b>0.00</b>	<b>0.00</b>	<b>6,981,189.19</b>	<b>291,879.00</b>	<b>2,245,221.28</b>	<b>871,272.16</b>	<b>0.00</b>	<b>3,408,372.44</b>	<b>291,879.00</b>	<b>2,195,072.30</b>	<b>875,796.11</b>	<b>0.00</b>	<b>3,362,747.41</b>	<b>0.00</b>	<b>3,572,816.75</b>	<b>0.00</b>	<b>45,625.03</b>	
MOOE		0.00	0.00	0.00	0.00	6,981,189.19	0.00	0.00	0.00	6,981,189.19	291,879.00	2,245,221.28	871,272.16	0.00	3,408,372.44	291,879.00	2,195,072.30	875,796.11	0.00	3,362,747.41	0.00	3,572,816.75	0.00	45,625.03	
<b>GRAND TOTAL</b>		<b>0.00</b>	<b>0.00</b>	<b>0.00</b>	<b>0.00</b>	<b>6,981,189.19</b>	<b>0.00</b>	<b>0.00</b>	<b>0.00</b>	<b>6,981,189.19</b>	<b>291,879.00</b>	<b>2,245,221.28</b>	<b>871,272.16</b>	<b>0.00</b>	<b>3,408,372.44</b>	<b>291,879.00</b>	<b>2,195,072.30</b>	<b>875,796.11</b>	<b>0.00</b>	<b>3,362,747.41</b>	<b>0.00</b>	<b>3,572,816.75</b>	<b>0.00</b>	<b>45,625.03</b>	
MOOE		0.00	0.00	0.00	0.00	6,981,189.19	0.00	0.00	0.00	6,981,189.19	291,879.00	2,245,221.28	871,272.16	0.00	3,408,372.44	291,879.00	2,195,072.30	875,796.11	0.00	3,362,747.41	0.00	3,572,816.75	0.00	45,625.03	
<b>Recapitulation by OO:</b>																									
<b>Unobligated Allotment</b>		<b>0.00</b>	<b>0.00</b>	<b>0.00</b>	<b>0.00</b>	<b>6,981,189.19</b>	<b>0.00</b>	<b>0.00</b>	<b>0.00</b>	<b>6,981,189.19</b>	<b>291,879.00</b>	<b>2,245,221.28</b>	<b>871,272.16</b>	<b>0.00</b>	<b>3,408,372.44</b>	<b>291,879.00</b>	<b>2,195,072.30</b>	<b>875,796.11</b>	<b>0.00</b>	<b>3,362,747.41</b>	<b>0.00</b>	<b>3,572,816.75</b>	<b>0.00</b>	<b>45,625.03</b>	
AGRICULTURAL CREDIT PROGRAM		0.00	0.00	0.00	0.00	6,981,189.19	0.00	0.00	0.00	6,981,189.19	291,879.00	2,245,221.28	871,272.16	0.00	3,408,372.44	291,879.00	2,195,072.30	875,796.11	0.00	3,362,747.41	0.00	3,572,816.75	0.00	45,625.03	

Certified Correct:  
  
**JULIANA R. OROBIA**  
BUDGET OFFICER II  
Date: January 30, 2026 12:54 PM

Certified Correct:  
  
**CYNTHIA Q. POLICIONS**  
CHIEF ADMINISTRATIVE OFFICER  
Date: January 30, 2026 12:54 PM

Recommending Approval By:  
  
**JONATHAN S. GIRAY**  
DIRECTOR II  
Date: January 30, 2026 12:54 PM

Approved By:  
  
**RALLEN O. VERDADERO**  
EXECUTIVE DIRECTOR  
Date: January 30, 2026 12:59 PM